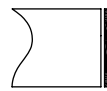


corbetta

Tutti i colori dei materiali e delle finiture illustrate hanno solo valore indicativo in quanto soggetti alle tolleranze dei processi di stampa.

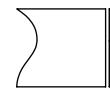
Colors of materials and finishes are indicative as they depend on printing process.

BORDO / EDGE



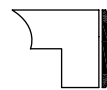
ABS / ABS

spessore / thickness
20 mm / 24 mm / 30 mm



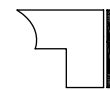
**ABS^{ottonato} / ABS^{satinato}
satinato / brass**

spessore / thickness
20 mm / 24 mm / 30 mm



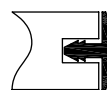
ABS / ABS

spessore / thickness
50 mm



**ABS^{ottonato} / ABS^{satinato}
satinato / brass**

spessore / thickness
50 mm



PVC NERO / BLACK PVC

spessore / thickness
24 mm

laminato/laminate

finiture / finishes



USO INTERNO
INDOOR USE

laminato / laminate S standard




Bianco
White




Beige
Beige



Grigio chiaro
Light grey



Antracite
Dull grey



Nero
Black


laminato opaco / laminate matte SOFT TOUCH C standard



8857
Giallo
Yellow



8245
Verde salvia
Sage green



8238
Cipria
Blush



7674
Marmo Veneto
Veneto Marble



7402
Pietra Grafite
Stone



9483
Pietra Ferro
Iron Stone



9485
Pietra Nera
Black Stone

laminato lucido / bright laminate C standard



3460
Marmo Calacatta
Calacatta Marble



3476
Jet Sequoia
Black Marble

laminato / laminate C standard



4407
Cemento
Concrete



4398
Corten
Corten



4399
Ferro ossidato
Rusty iron



4101
Rovere sbiancato
Whitened oak




1001
Rovere naturale
Natural oak



5573
Legno Evoke
Evoke wood



4417
Legno grigio
Grey wood



5280
Legno tabacco
Tobacco wood



4456
Legno scuro
Dark wood



corbetta

Tutti i colori dei materiali e delle finiture illustrate hanno solo valore indicativo in quanto soggetti alle tolleranze dei processi di stampa.

Colors of materials and finishes are indicative as they depend on printing process.



USO INTERNO / ESTERNO
INDOOR / OUTDOOR USE

BORDO / EDGE



DRITTO / STRAIGHT

spessore / thickness
10 mm / 12 mm



SVASATO / INCLINED

spessore / thickness
10 mm / 12 mm

laminato hpl/hpl laminate

finiture / finishes



USO INTERNO/ESTERNO
INDOOR/OUTDOOR USE

laminato hpl / hpl laminate standard / standard



0001 Arpa
Bianco
White

Cuore nero
Black heart




0244 Arpa
Avorio
Ivory

Cuore nero
Black heart



0527 Arpa
Grigio chiaro
Light grey

Cuore nero
Black heart



0526 Arpa
Grigio scuro
Dark grey

Cuore nero
Black heart



0509 Arpa
Nero
Black

Cuore nero
Black heart



laminato hpl / hpl laminate pietra & legno / stone & wood



3276 Arpa
Fiammato rosso
Red flame

Cuore marrone
Brown heart



3349 Arpa
Fiammato nero
Black flame

Cuore nero
Black heart



4587 Arpa
Rovere Slavonia
Slavonia oak

Cuore marrone
Brown heart



4586 Arpa
Rovere Texas
Texas oak

Cuore marrone
Brown heart



4517 Arpa
Rovere carbone
Carbon oak

Cuore marrone
Brown heart



3192 Arpa
Cemento
Concrete

Cuore nero
Black heart



6076
Impero

Cuore nero
Black heart




PU 6231
Marmetto

Cuore nero
Black heart



PU 6116
Nuvolento

Cuore in tinta
Same color heart



5547
Statuario

Cuore nero
Black heart

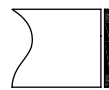


corbetta

Tutti i colori dei materiali e delle finiture illustrate hanno solo valore indicativo in quanto soggetti alle tolleranze dei processi di stampa.

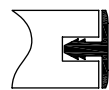
Colors of materials and finishes are indicative as they depend on printing process.

BORDO / EDGE



ABS / ABS

spessore / thickness
19 mm / 25 mm



PVC NERO / BLACK PVC

spessore / thickness
25 mm

melaminico/melamine

finiture / finishes



USO INTERNO
INDOOR USE

melaminico / melamine colori / colors




Bianco
White




Beige
Beige



Grigio chiaro
Light grey



Antracite
Dull grey



Nero
Black

melaminico / melamine legno / wood



4407
Cemento
Concrete



4398
Corten
Corten



4399
Ferro ossidato
Rusty iron



4101
Rovere sbiancato
Whitened oak



1001
Rovere naturale
Natural oak



5573
Legno Evoke
Evoke wood



4417
Legno grigio
Grey wood



5280
Legno tabacco
Tobacco wood



4456
Legno scuro
Dark wood

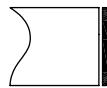


corbetta

Tutti i colori dei materiali e delle finiture illustrate hanno solo valore indicativo in quanto soggetti alle tolleranze dei processi di stampa.

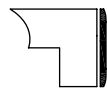
Colors of materials and finishes are indicative as they depend on printing process.

BORDO / EDGE



ABS

spessore / thickness
20 mm



ABS

spessore / thickness
50 mm

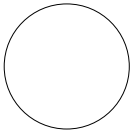
laminato / diamond
diamante / laminate

finiture / finishes



USO INTERNO
INDOOR USE

laminato tinta unita / full color laminate
lucido / polished



vedi / see
pag. 205






corbetta

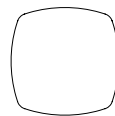
Tutti i colori dei materiali e delle finiture illustrate hanno solo valore indicativo in quanto soggetti alle tolleranze dei processi di stampa.

Colors of materials and finishes are indicative as they depend on printing process.

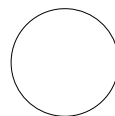
TIPOLOGIA / TYPES



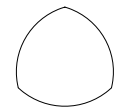
quadrato / square



botte / barrel

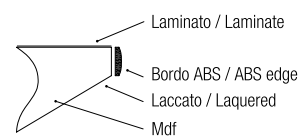


rotondo / round



triangolare / triangle

BORDO / EDGE



ABS

spessore / thickness
30 mm

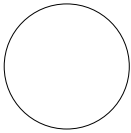
laminato / 'vaso'
'vaso' / laminated

finiture / finishes




USO INTERNO
INDOOR USE

laminato / laminate
'vaso' / 'vase'



Bianco
White



Nero
Black



corbetta

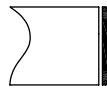
Tutti i colori dei materiali e delle finiture illustrate hanno solo valore indicativo in quanto soggetti alle tolleranze dei processi di stampa.

Colors of materials and finishes are indicative as they depend on printing process.

Interno in MDF con impiallacciatura foglio vero legno.

MDF heart with wood veneer sheet.

BORDO / EDGE

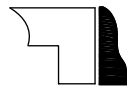
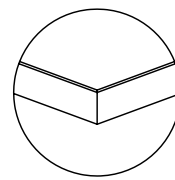
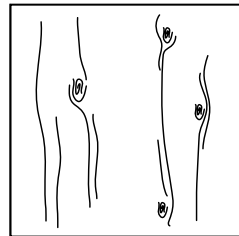


LEGNO MASSELLO / SOLID WOOD

spessore / thickness

40 mm

Piano listellato rovere tinto. Bordo piatto in legno massello.
Painted oak top with knots. Flat solid wood edge.

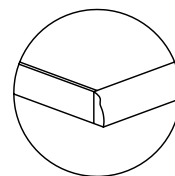
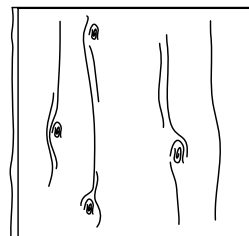


CORTECCIA IRREGOLARE / IRREGULAR BARK

spessore / thickness

40 mm

Piano listellato rovere tinto.
- 2 lati corti: bordo piatto in legno massello
- 2 lati lunghi: bordo in corteccia irregolare
Painted oak top with knots.
- 2 short sides: flat solid wood edge
- 2 long sides: irregular bark edge



rovere / 7 knots
7 nodi / oak

finiture / finishes



USO INTERNO
INDOOR USE

rovere 7 nodi / 7 knots oak
legno / wood



Tinto naturale
Natural painted



Tinto grigio
Grey painted



Tinto noce
Walnut painted





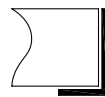
corbetta

Tutti i colori dei materiali e delle finiture illustrate hanno solo valore indicativo in quanto soggetti alle tolleranze dei processi di stampa.

Colors of materials and finishes are indicative as they depend on printing process.

Piano con doghe in legno tinto trattato in autoclave resistente all'acqua.
Bordo in acciaio effetto grezzo.


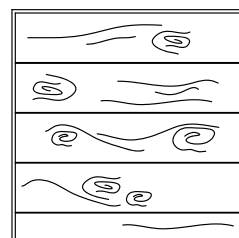
*Top with wooden slats with water resistant treatment.
With steel edge*



FERRO TINTO GREZZO / PAINTED STEEL RAW

spessore / thickness

40 mm



doghe / wood
legno / strips

finiture / finishes



USO INTERNO/ESTERNO
INDOOR/OUTDOOR USE

legno / wood



Tinto grigio
Grey painted



Tinto noce
Walnut painted

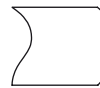


corbetta

Tutti i colori dei materiali e delle finiture illustrate hanno solo valore indicativo in quanto soggetti alle tolleranze dei processi di stampa.

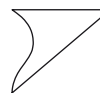
Colors of materials and finishes are indicative as they depend on printing process.

BORDO / EDGE



DRITTO / STRAIGHT

spessore / thickness
18 mm



SVASATO / INCLINED

spessore / thickness
18 mm

eucalipto/eucalyptus

finiture / finishes



USO INTERNO/ESTERNO
INDOOR/OUTDOOR USE

legno / wood



Tinto naturale
Natural painted



Tinto nero
Black painted

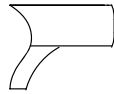


corbetta

Piano a doghe di legno riciclate. **ATTENZIONE!** Questi piani potrebbero riportare difetti, macchie e stampe dovuti a precedenti utilizzi. Tutti i piani risultano essere diversi tra loro, non è possibile garantire nessun tipo di omogeneità!

*Top with recycled wood slats. **WARNING!** These tops could show defects, stains and stamps due to previous uses. All the tops are different from each other, it is not possible to guarantee any uniformity*

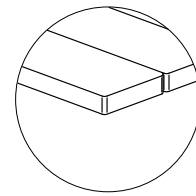
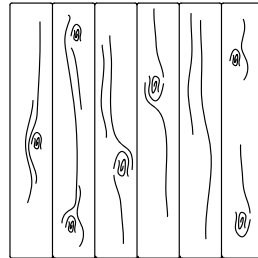
BORDO / EDGE




LEGNO / WOOD

spessore / thickness

40 mm



TIPO/TYPE A

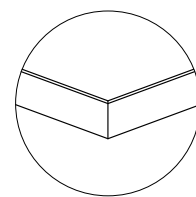
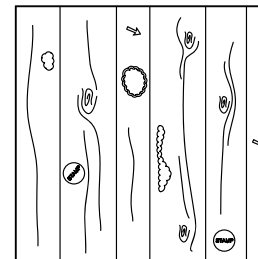


LEGNO MASSELLO / SOLID WOOD

spessore / thickness

35 mm

Bordo piatto in legno massello.
Flat solid wood edge.



TIPO/TYPE B



legno / recycled
riciclato / wood

finiture / finishes



USO INTERNO
INDOOR USE



TIPO/TYPE A



TIPO/TYPE B

