

**TAVOLI.**  
**TABLES.**



CORBETTA SALVATORE

**Copyright Corbetta Salvatore Srl 06.2018**

**IMPORTANTE**

La Corbetta Salvatore srl si riserva di apportare, senza preavviso, modifiche nei materiali, nei rivestimenti, nelle finiture e nei disegni di stampa dei prodotti presentati in questo catalogo.

Tutti i colori dei materiali e delle finiture illustrate hanno solo valore indicativo in quanto soggetti alle tolleranze dei processi di stampa.

**IMPORTANT**

Corbetta Salvatore srl reserves the right to make all the suitable modifications (materials, covering, finishes and drawings) of all products present in this catalogue without previous notice.

Colors of materials and finishes are indicative and they are depending on the tolerances of the printing process.

INDICE PRODOTTI. INDEX PRODUCTS. PRODUITS INDEX. 6

**BASI TAVOLO. TABLE BASES.** 11

**FLEXO.** 87

**TAVOLI. TABLES.** 118

**PIANI TAVOLO. TABLE TOPS.** 158

## CORBETTA SALVATORE

Corbetta Salvatore Srl è stata fondata nel 1958 dal Signor Corbetta Salvatore come azienda specializzata nella produzione di mobili, sedie e tavoli per l'arredamento.

L'inizio dell'attività è in Cassago Brianza dove la produzione rimarrà fino al 1973. In quell'anno, per le sempre più forti problematiche create da una mancanza di spazio, l'azienda costruisce il primo capannone a Molteno. Nel 1990 amplia ulteriormente la sua sede con un nuovo capannone e magazzini fino ad arrivare all'odierna struttura sviluppata su 36000 mq dei quali 8000 coperti.

Al Sig. Corbetta si affiancano nella gestione il genero Alfio Valnegri ed i nipoti che oggi gestiscono l'azienda seguendo orme ed insegnamenti dei due amati predecessori.

Sempre attenta ai cambiamenti del mercato l'azienda crea negli anni numerosi altri marchi per il mercato dell'arredamento e per il settore del fai da te.

La continua ricerca di nuove idee e utilizzo di nuovi materiali permette a questa realtà di essere sempre innovativa e di soddisfare al meglio le richieste della clientela.

Corbetta Salvatore S.r.l. was founded in 1958 by Mr. Corbetta Salvatore as a company specialised in the production of furniture, chairs and tables for internal decor.

Operations began in Cassago Brianza and production activities continued there until 1973. In that year, due to the problems associated with lack of space, the company built its first warehouse in Molteno. In 1990, a further extension of the headquarters occurred with the new warehouse and stores, resulting in today's structure which spans 36,000 m<sup>2</sup>, of which 8000 m<sup>2</sup> are covered.

Mr. Corbetta is supported in management activities by his son-in-law Alfio Valnegri and by his nephews, who currently manage the company following in the footsteps and teachings of their respected predecessors.

Always attentive to market changes, the company has created many other brands over the years for the furniture market and the DIY sector.

The continuous search for new ideas and use of new materials enables this firm to be continuously innovative and to ensure that its customers' needs and wishes can be optimised.

Fondée en 1958 par Salvatore Corbetta, la Société Corbetta est spécialisée dans la production de mobilier, chaises et tables pour l'ameublement.

Elle s'implante à Cassago Brianza (Italie) où la production restera jusqu'en 1973. Cette année-là, pour résoudre un manque de place de plus en plus crucial suite à l'expansion de l'activité, un hangar est construit à Molteno.

En 1990, ce bâtiment est complété par un siège social ainsi que d'autres locaux de production et de stockage, jusqu'à représenter aujourd'hui 36000 m<sup>2</sup>, dont 8000 m<sup>2</sup> couverts. M. Corbetta s'adjoint la collaboration de son gendre, Alfio Valnegri et de ses petits-enfants.

Cette 3<sup>è</sup> génération préside aujourd'hui à la destinée de la Société, en s'appuyant sur les enseignements et la voie tracée par ses aînés.

Toujours attentive aux évolutions du marché, la Société a su créer au fil des ans de nouvelles offres dans les domaines de l'ameublement mais aussi du kit à faire soi-même.

Sa recherche continue de nouveaux développements et l'utilisation de nouveaux matériaux lui permettent de rester toujours innovante et de satisfaire au plus près les aspirations de sa clientèle.

# 60°

ANNIVERSARY  
1958-2018



Milano. Milan.



**RISTORANTI / RESTAURANT / RESTAURANT**

---

**BAR / BAR / BISTRO'**

---

**HOTEL / HOTEL / HOTEL**

---

**HALL / HALL / HALL**

---

**COMUNITA' / COMMUNITIES / COMMUNAUTES**

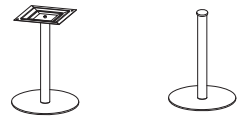
---

**RESIDENZA PRIVATA / PRIVATE HOME**

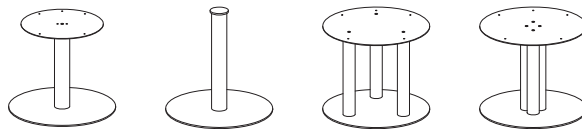
---

# BASI TAVOLO. TABLE BASES.


**12.**  
ROUND FLAT.



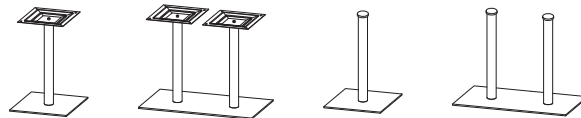
**16.**  
HEAVY.



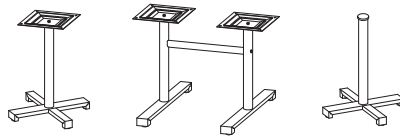
**20.**  
SQUARE FLAT  
square column



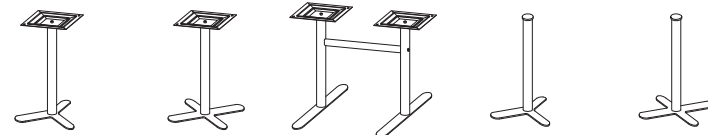
**24.**  
SQUARE FLAT  
round column



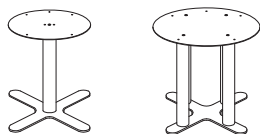
**26.**  
TETRIS



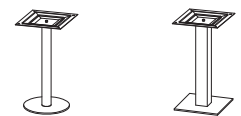
**30.**  
PETAL



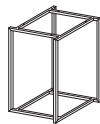
**35.**  
PETAL BIG



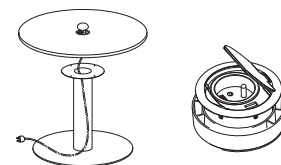
**38.**  
FLOOR FLAT



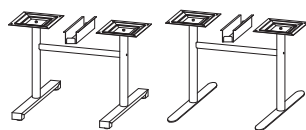
**40.**  
RUBIK



**42.**  
POWER



**46.**  
TOAST



**48.**  
DUPLEX



**50.**  
MINI FLAT

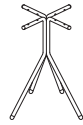


**52.**  
KORA



# BASI TAVOLO. TABLE BASES.

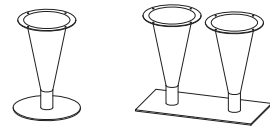
54.  
PINKO BIG



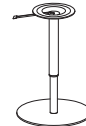
56.  
PINKO MINI



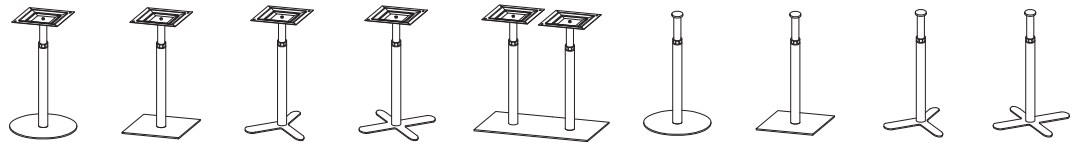
58.  
CONO



61.  
LIFT



62.  
UP & DOWN



66.  
BELL ROUND



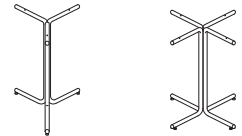
66.  
BELL SQUARE



68.  
POLO



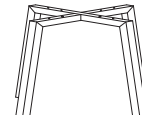
69.  
BASIS



70.  
PLANE



71.  
SPIDER



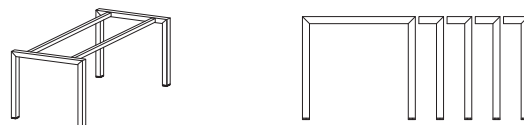
76.  
BLOCK SYSTEM



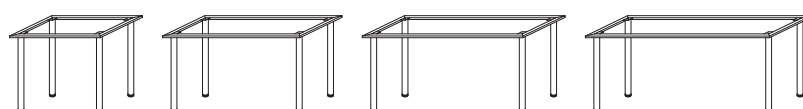
80.  
NEVADA



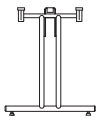
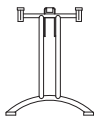
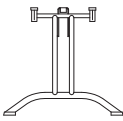
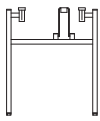
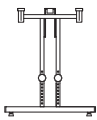
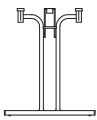
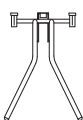
82.  
BRIDGE




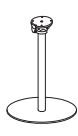


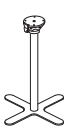


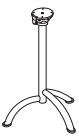
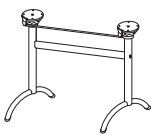
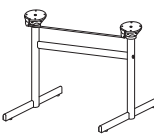
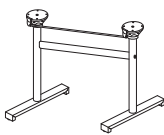
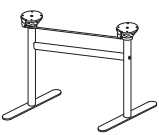
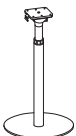



84.  
DOMINO



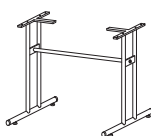

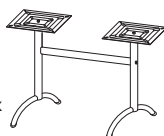

## flexo.device.A - 89.

90. FLEXO.1		92. FLEXO.2		93. FLEXO.2 big		94. FLEXO.3	
95. FLEXO.15		96. FLEXO.20		97. FLEXO.21			

## flexo.device.B - 98.

99. FLEXO.4		100. FLEXO.16		100. FLEXO.17		101. FLEXO.18	
101. FLEXO.19		102. FLEXO.23		102. FLEXO.5		103. FLEXO.14	
104. FLEXO.7		104. FLEXO.8		105. FLEXO.24		105. FLEXO.25	
106. FLEXO.1 up&down		106. FLEXO.2 up&down		107. FLEXO.3 up&down		107. FLEXO.4 up&down	

## flexo.fix

108. FLEXO.1 fix		108. FLEXO.2 fix		109. FLEXO.7 fix		109. FLEXO.8 fix	
---------------------	---	---------------------	---	---------------------	--	---------------------	---

## extra & accessories


110. SYSTEM	114. ACCESSORIES	116. TROLLEY	156. FINITURE ACCIAIO FINISHING STEEL FINISSAGE ACIER
----------------	---------------------	-----------------	--



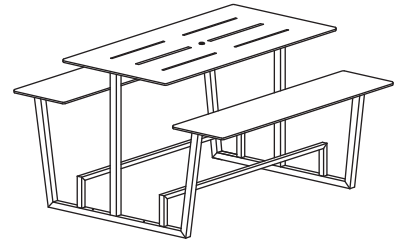
# TAVOLI. TABLES.

## tavoli con panche / tables with benches


120.  
MONDRIAN .73



126.  
MONDRIAN .110

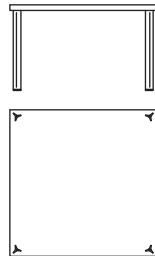


130.  
MATIAS

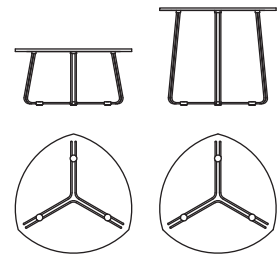


## fissi / fix table


134.  
SUPERSTAR



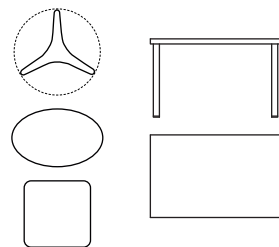
136.  
DOPPIOFILO



139.  
PRISMA



142.  
COOPERA TABLES



156.

FINITURE ACCIAIO  
FINISHING STEEL  
FINISSAGE ACIER


# TAVOLI. TABLES.

---

allungabili / extendible

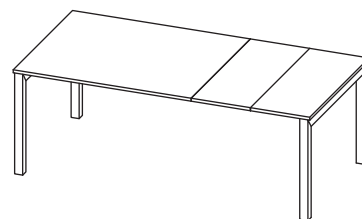
146.

DINAMIC 1



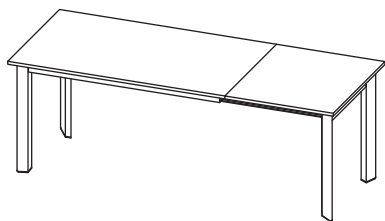
149.

DINAMIC 2



153.

DIEDRO



156.

FINITURE ACCIAIO  
FINISHING STEEL  
FINISSAGE ACIER

---

# BASI.TAVOLO

## TABLE.BASES



# ROUND FLAT.

MADE IN ITALY

Design Studio Corbetta Salvatore





CHAIRS. FIFTY

## ROUND FLAT.

### Dimensioni disponibili:

**Base:** mm Ø 440 - Ø 600  
**Colonna:** mm Ø 60 - Ø 80  
**Altezza:** mm 430 - 730 - 1070

### Available size:

**Base:** mm Ø 440 - Ø 600  
**Column:** mm Ø 60 - Ø 80  
**Height:** mm 430 - 730 - 1070

### Dimensions disponibles:

**Base:** mm Ø 440 - Ø 600  
**Colonne:** mm Ø 60 - Ø 80  
**Hauteur:** mm 430 - 730 - 1070

### Fissaggi

Piani legno: Piastra in acciaio  
 Piani vetro: Platorello Inox

### Fixing

Wooden tops: Steel plate  
 Glass tops: Stainless steel plate

### Fissages

Plateau bois: Plaque en acier  
 Plateau verre: Plaque en inox

### Dotazioni incluse

Regolabili  
 Blocco antirotazione  
 per la colonna.

### Equipment included

Adjustable feet  
 Column anti-rotation

### Équipement inclus

Réglables  
 Serrure anti-rotation  
 à la colonne

### Materiali & Finiture

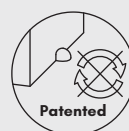
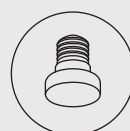
(Finiture pagina 156)  
 Acciaio: Cromo / Ottonato  
 Rame lucido / Verniciato  
 Acciaio Inox: Satinato / Lucido

### Material & Finishing

(Finishing page 156)  
 Steel: Chrome plated / Brass  
 Bright copper / Painted  
 Stainless steel: Satin / Bright

### Material et Finissage

(Finissage page 156)  
 Acier: Chrome / Or  
 Cuivre lucid / Laqué  
 Acier Inox: Satiné / Brillant



STOOLS. CONO

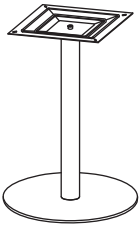


CHAIRS. CELINE



**WOOD**

<b>Fixing</b>	<b>BT.108.043L</b>	<b>BT.108.073L</b>	<b>BT.108.107L</b>	<b>BT.105.043L</b>	<b>BT.105.073L</b>	<b>BT.105.107L</b>
BASE	Ø 440	Ø 440	Ø 440	Ø 440	Ø 440	Ø 440
COLUMN	Ø 60	Ø 60	Ø 60	Ø 80	Ø 80	Ø 80
HEIGHT	430	730	1070	430	730	1070
TOP MAX	Ø 900 800x800	Ø 900 800x800	Ø 800 700x700	Ø 900 800x800	Ø 900 800x800	Ø 800 700x700

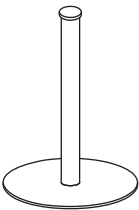


**WOOD**

<b>Fixing</b>	<b>BT.109.073L</b>	<b>BT.109.107L</b>
BASE	Ø 600	Ø 600
COLUMN	Ø 80	Ø 80
HEIGHT	730	1070
TOP MAX	Ø 1200 1000x1000	Ø 1000 800x800

**GLASS**

<b>Fixing</b>	<b>BT.108.043V</b>	<b>BT.108.073V</b>	<b>BT.108.107V</b>	<b>BT.105.043V</b>	<b>BT.105.073V</b>	<b>BT.105.107V</b>
BASE	Ø 440	Ø 440	Ø 440	Ø 440	Ø 440	Ø 440
COLUMN	Ø 60	Ø 60	Ø 60	Ø 80	Ø 80	Ø 80
HEIGHT	430	730	1070	430	730	1070
TOP MAX	Ø 800 700x700	Ø 800 700x700	Ø 700 600x600	Ø 800 700x700	Ø 800 700x700	Ø 700 600x600



**GLASS**

<b>Fixing</b>	<b>BT.109.073V</b>	<b>BT.109.107V</b>
BASE	Ø 600	Ø 600
COLUMN	Ø 80	Ø 80
HEIGHT	730	1070
TOP MAX	Ø 1100 900x900	Ø 900 800x800

# HEAVY.

Design Studio Corbetta Salvatore

MADE IN ITALY









## HEAVY.

### Dimensioni disponibili:

**Base:** mm Ø 700

**Colonna:** mm Ø 80 - Ø 100

**Altezza:** mm 730

### Available size:

**Base:** mm Ø 700

**Column:** mm Ø 80 - Ø 100

**Height:** mm 730

### Dimensions disponibles:

**Base:** mm Ø 700

**Colonne:** mm Ø 80 - Ø 100

**Hauteur:** mm 730

### Fissaggi

Piani legno: Piastra in acciaio

Piani vetro: Platorello Inox

### Fixing

Wooden tops: Steel plate

Glass tops: Stainless steel plate

### Fissages

Plateau bois: Plaque en acier

Plateau verre: Plaque en inox

### Dotazioni incluse

Regolabili

Blocco antirotazione  
per la colonna.

### Equipment included

Adjustable feet

Column anti-rotation

### Équipement inclus

Réglables

Serrure anti-rotation  
à la colonne

## .collection

### Materiali & Finiture

(Finiture pagina 156)

Acciaio: Cromo / Ottonato

Rame lucido / Verniciato

Acciaio Inox: Satinato

### Material & Finishing

(Finishing page 156)

Steel: Chrome plated / Brass

Bright copper / Painted

Stainless steel: Satin

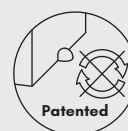
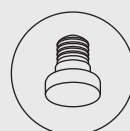
### Material et Finissage

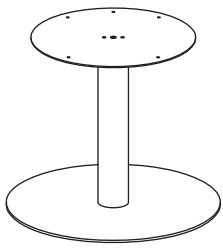
(Finissage page 156)

Acier: Chrome / Or

Cuivre lucid / Laqué

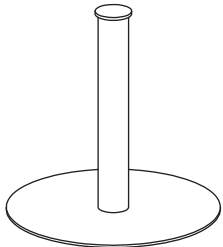
Acier Inox: Satiné





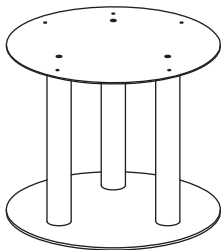
**HEAVY 1**

<b>WOOD</b>	
<b>Fixing</b>	<b>BT.107.073L</b>
BASE	Ø 700
COLUMN	Ø 100
HEIGHT	730
TOP MAX	Ø 1400



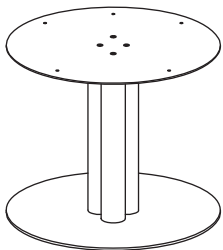
**HEAVY 1**

<b>GLASS</b>	
<b>Fixing</b>	<b>BT.107.073V</b>
BASE	Ø 700
COLUMN	Ø 100
HEIGHT	730
TOP MAX	Ø 1200



**HEAVY 3**

<b>WOOD</b>	
<b>Fixing</b>	<b>BT.110.073L</b>
BASE	Ø 700
COLUMN	3 x Ø 80
HEIGHT	730
TOP MAX	Ø 2000



**HEAVY 4**

<b>WOOD</b>	
<b>Fixing</b>	<b>BT.111.073L</b>
BASE	Ø 700
COLUMN	4 x Ø 80
HEIGHT	730
TOP MAX	Ø 1600



# SQUARE FLAT.

Design Studio Corbetta Salvatore

SQUARE COLUMN.

MADE IN ITALY





## SQUARE FLAT.

.collection

### Dimensioni disponibili:

**Base:** mm  
400x400 - 500x500 - 600x600  
400x600 - 400x800

**Colonna:** mm  
40x40 - 50x50 - 60x60 - 80x80

**Altezza:** mm 430 - 730 - 1070

### Available sizes:

**Base:** mm  
400x400 - 500x500 - 600x600  
400x600 - 400x800

**Column:** mm  
40x40 - 50x50 - 60x60 - 80x80

**Height:** mm 430 - 730 - 1070

### Dimensions disponibles:

**Base:** mm  
400x400 - 500x500 - 600x600  
400x600 - 400x800

**Colonne:** mm  
40x40 - 50x50 - 60x60 - 80x80

**Hauteur:** mm 430 - 730 - 1070

### Fissaggi

Piani legno: Piastra in acciaio  
Piani vetro: Platorello Inox

### Fixing

Wooden tops: Steel plate  
Glass tops: Stainless steel plate

### Fissages

Plateau bois: Plaque en acier  
Plateau verre: Plaque en inox

### Dotazioni incluse

Regolabili  
Blocco antirotazione  
per la colonna.

### Equipment included

Adjustable feet  
Column anti-rotation

### Équipement inclus

Réglables  
Serrure anti-rotation  
à la colonne

### Materiali & Finiture

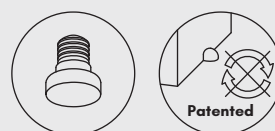
(Finiture pagina 156)  
Acciaio: Cromo / Ottonato  
Rame lucido / Verniciato  
Acciaio Inox: Satinato / Lucido

### Material & Finishing

(Finishing page 156)  
Steel: Chrome plated / Brass  
Bright copper / Painted  
Stainless steel: Satin / Bright

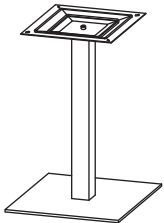
### Material et Finissage

(Finissage page 156)  
Acier: Chrome / Or  
Cuivre lucid / Laqué  
Acier Inox: Satiné / Brillant



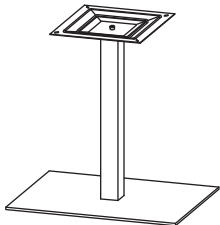
**WOOD**

Fixing	BT.220.043L	BT.220.073L	BT.221.043L	BT.221.073L	BT.112.043L	BT.112.073L
BASE	400x400	400x400	400x400	400x400	400x400	400x400
COLUMN	40x40	40x40	50x50	50x50	60x60	60x60
HEIGHT	430	730	430	730	430	730
TOP MAX	Ø 700 600x600	Ø 700 600x600	Ø 700 600x600	Ø 700 600x600	Ø 900 800x800	Ø 900 800x800



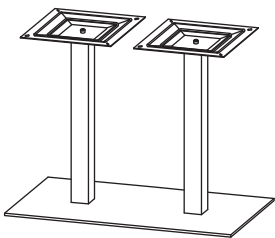
**WOOD**

Fixing	BT.112.107L	BT.113.073L	BT.113.107L	BT.114.073L	BT.114.107L	BT.146.073L
BASE	400x400	400x400	400x400	500x500	500x500	600x600
COLUMN	60x60	80x80	80x80	80x80	80x80	80x80
HEIGHT	1070	730	1070	730	1070	730
TOP MAX	Ø 800 700x700	Ø 900 800x800	Ø 800 700x700	Ø 1100 900x900	Ø 1000 800x800	Ø 1200 1000x1000



**WOOD**

Fixing	BT.224.073L	BT.224.107L	BT.225.073L	BT.225.107L
BASE	400x600	400x600	400x600	400x600
COLUMN	60x60	60x60	80x80	80x80
HEIGHT	730	1070	730	1070
TOP MAX	700x1000	600x800	800x1200	700x1000

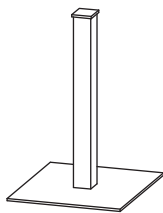


**WOOD**

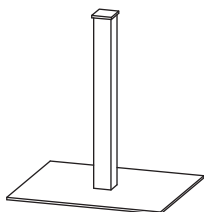
Fixing	BT.120.043L	BT.120.073L	BT.120.107L	BT.121.073L	BT.121.107L
BASE	400x800	400x800	400x800	400x800	400x800
COLUMN	60x60	60x60	60x60	80x80	80x80
HEIGHT	430	730	1070	730	1070
TOP MAX	800x1600	800x1600	800x1200	900x1600	900x1200



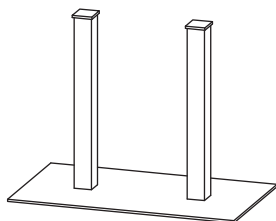
STOOLS. CUBICA



<b>GLASS Fixing</b>	<b>BT.112.043V</b>	<b>BT.112.073V</b>	<b>BT.112.107V</b>	<b>BT.113.073V</b>	<b>BT.113.107V</b>	<b>BT.114.073V</b>
BASE	400x400	400x400	400x400	400x400	400x400	500x500
COLUMN	60x60	60x60	60x60	80x80	80x80	80x80
HEIGHT	430	730	1070	730	1070	730
TOP MAX	∅ 800 700x700	∅ 800 700x700	∅ 700 600x600	∅ 800 700x700	∅ 700 600x600	∅ 1000 800x800



<b>GLASS Fixing</b>	<b>BT.225.073V</b>	<b>BT.225.107V</b>
BASE	400x600	400x600
COLUMN	80x80	80x80
HEIGHT	730	1070
TOP MAX	700x1000	600x900



<b>GLASS Fixing</b>	<b>BT.120.043V</b>	<b>BT.120.073V</b>	<b>BT.120.107V</b>	<b>BT.121.073V</b>	<b>BT.121.107V</b>
BASE	400x800	400x800	400x800	400x800	400x800
COLUMN	60x60	60x60	60x60	80x80	80x80
HEIGHT	430	730	1070	730	1070
TOP MAX	800x1200	800x1200	800x1100	800x1300	800x1200



# SQUARE FLAT.

Design Studio Corbetta Salvatore

ROUND COLUMN.

MADE IN ITALY



## SQUARE FLAT.

.collection

### Dimensioni disponibili:

**Base:** mm

400x400 - 500x500

600x600 - 400x800

**Colonna:** mm Ø 60 - Ø 80

**Altezza:** mm 430 - 730 - 1070

### Available sizes:

**Base:** mm

400x400 - 500x500

600x600 - 400x800

**Column:** mm Ø 60 - Ø 80

**Height:** mm 430 - 730 - 1070

### Dimensions disponibles:

**Base:** mm

400x400 - 500x500

600x600 - 400x800

**Colonne:** mm Ø 60 - Ø 80

**Hauteur:** mm 430 - 730 - 1070

### Fissaggi

Piani legno: Piastra in acciaio

Piani vetro: Platorello Inox

### Fixing

Wooden tops: Steel plate

Glass tops: Stainless steel plate

### Fissages

Plateau bois: Plaque en acier

Plateau verre: Plaque en inox

### Dotazioni incluse

Regolabili

Blocco antirotazione  
per la colonna.

### Equipment included

Adjustable feet

Column anti-rotation

### Équipement inclus

Réglables

Serrure anti-rotation  
à la colonne

### Materiali & Finiture

(Finiture pagina 156)

Acciaio: Cromo / Ottonato

Rame lucido / Verniciato

Acciaio Inox: Satinato / Lucido

### Material & Finishing

(Finishing page 156)

Steel: Chrome plated / Brass

Bright copper / Painted

Stainless steel: Satin / Bright

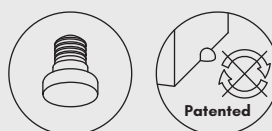
### Material et Finissage

(Finissage page 156)

Acier: Chrome / Or

Cuivre lucid / Laqué

Acier Inox: Satiné / Brillant

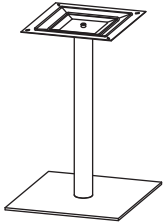




**WOOD**

**Fixing**

	<b>BT.118.043L</b>	<b>BT.118.073L</b>	<b>BT.118.107L</b>	<b>BT.125.073L</b>	<b>BT.125.107L</b>
BASE	400x400	400x400	400x400	400x400	400x400
COLUMN	Ø 60	Ø 60	Ø 60	Ø 80	Ø 80
HEIGHT	430	730	1070	730	1070
TOP MAX	Ø 900 800x800	Ø 900 800x800	Ø 800 700x700	Ø 900 800x800	Ø 800 700x700



**WOOD**

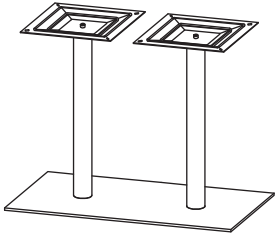
**Fixing**

	<b>BT.126.073L</b>	<b>BT.126.107L</b>	<b>BT.148.073L</b>
BASE	500x500	500x500	600x600
COLUMN	Ø 80	Ø 80	Ø 80
HEIGHT	730	1070	730
TOP MAX	Ø 1100 900x900	Ø 1000 800x800	Ø 1200 1000x1000

**WOOD**

**Fixing**

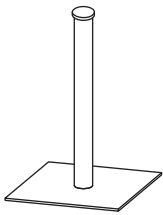
	<b>BT.124.043L</b>	<b>BT.124.073L</b>	<b>BT.124.107L</b>	<b>BT.127.730L</b>	<b>BT.127.107L</b>
BASE	400x800	400x800	400x800	400x800	400x800
COLUMN	Ø 60	Ø 60	Ø 60	Ø 80	Ø 80
HEIGHT	430	730	1070	730	730
TOP MAX	800x1600	800x1600	800x1200	900x1600	900x1200



**GLASS**

**Fixing**

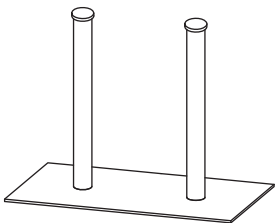
	<b>BT.118.043V</b>	<b>BT.118.073V</b>	<b>BT.118.107V</b>	<b>BT.125.073V</b>	<b>BT.125.107V</b>
BASE	400x400	400x400	400x400	400x400	400x400
COLUMN	Ø 60	Ø 60	Ø 60	Ø 80	Ø 80
HEIGHT	430	730	1070	730	1070
TOP MAX	Ø 800 700x700	Ø 800 700x700	Ø 700 600x600	Ø 900 800x800	Ø 800 700x700



**GLASS**

**Fixing**

	<b>BT.124.043V</b>	<b>BT.124.073V</b>	<b>BT.124.107V</b>
BASE	400x800	400x800	400x800
COLUMN	Ø 60	Ø 60	Ø 60
HEIGHT	430	730	1070
TOP MAX	800x1200	800x1200	800x1100



# TETRIS.

Design Studio Corbetta Salvatore

MADE IN ITALY







CHAIRS. CELINE

## TETRIS.

### Dimensioni disponibili:

**Base:** mm Ø 580 - Ø 700

**Colonna:** mm Ø 60 - Ø 80

**Altezza:** mm 430 - 730 - 1070

### Available size:

**Base:** mm Ø 580 - Ø 700

**Column:** mm Ø 60 - Ø 80

**Height:** mm 430 - 730 - 1070

### Dimensions disponibles:

**Base:** mm Ø 580 - Ø 700

**Colonne:** mm Ø 60 - Ø 80

**Hauteur:** mm 430 - 730 - 1070

### Fissaggi

Piani legno: Piastra in acciaio

Piani vetro: Platorello Inox

### Fixing

Wooden tops: Steel plate

Glass tops: Stainless steel plate

### Fissages

Plateau bois: Plaque en acier

Plateau verre: Plaque en inox

### Dotazioni incluse

Regolabili

Blocco antirotazione  
per la colonna.

### Equipment included

Adjustable feet

Column anti-rotation

### Équipement inclus

Réglables

Serrure anti-rotation  
à la colonne

## .collection

### Materiali & Finiture

(Finiture pagina 156)

Acciaio: Cromo / Verniciato

Acciaio Inox: Verniciato

### Material & Finishing

(Finishes page 156)

Steel: Chrome plated / Painted

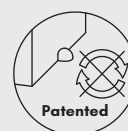
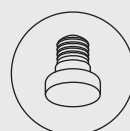
Stainless steel: Painted

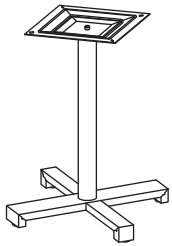
### Material et Finissage

(Finissage page 156)

Acier: Chrome / Laqué

Acier Inox: Laqué

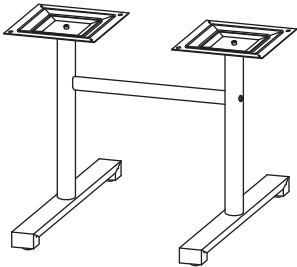




**WOOD**

**Fixing**

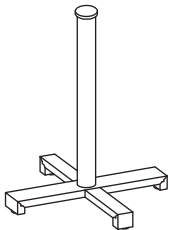
	<b>BT.193.043L</b>	<b>BT.193.073L</b>	<b>BT.193.107L</b>	<b>BT.194.073L</b>
BASE	Ø 580	Ø 580	Ø 580	Ø 700
COLUMN	Ø 60	Ø 60	Ø 60	Ø 80
HEIGHT	430	730	1070	730
TOP MAX	Ø 900 800x800	Ø 900 800x800	Ø 800 700x700	Ø 1100 900x900



**WOOD**

**Fixing**

	<b>BT.195.073.L070</b>	<b>BT.195.073.L100</b>	<b>BT.195.073.L120</b>
BASE	580X820	580X1070	580X1270
COLUMN	Ø 60	Ø 60	Ø 60
CROSS BAR	705	1000	1200
HEIGHT	730	730	730
TOP MAX	900x1400	900x1600	900x1800



**GLASS**

**Fixing**

	<b>BT.193.043V</b>	<b>BT.193.073V</b>	<b>BT.193.107V</b>
BASE	Ø 580	Ø 580	Ø 580
COLUMN	Ø 60	Ø 60	Ø 60
HEIGHT	430	730	1070
TOP MAX	Ø 800 700x700	Ø 800 700x700	Ø 700 600x600




# PETAL.

Design Studio Corbetta Salvatore

MADE IN ITALY







## PETAL.

### Dimensioni disponibili:

**Base:** mm Ø 580

**Colonna:** mm Ø 60

**Altezza:** mm 430 - 730 - 1070

### Available size:

**Base:** mm Ø 580

**Column:** mm Ø 60

**Height:** mm 430 - 730 - 1070

### Dimensions disponibles:

**Base:** mm Ø 580

**Colonne:** mm Ø 60

**Hauteur:** mm 430 - 730 - 1070

### Fissaggi

Piani legno: Piastra in acciaio  
Piani vetro: Platorello Inox

### Fixing

Wooden tops: Steel plate  
Glass tops: Stainless steel plate

### Fissages

Plateau bois: Plaque en acier  
Plateau verre: Plaque en inox

### Dotazioni incluse

Regolabili  
Blocco antirotazione  
per la colonna.

### Equipment included

Adjustable feet  
Column anti-rotation

### Equipements inclus

Réglables  
Serrure anti-rotation  
à la colonne

## .collection

### Materiali & Finiture

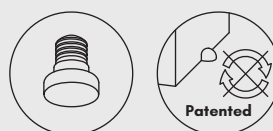
(Finiture pagina 156)  
Acciaio: Cromo / Ottonato  
Rame lucido / Verniciato

### Material & Finishing

(Finishing page 156)  
Steel: Chrome plated / Brass  
Bright copper / Painted

### Material et Finition

(Finition page 156)  
Acier: Chrome / Or  
Cuivre lucid / Laqué



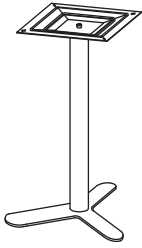


CHAIRS. STRIPES

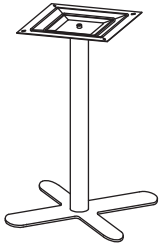


CHAIRS. MARTE

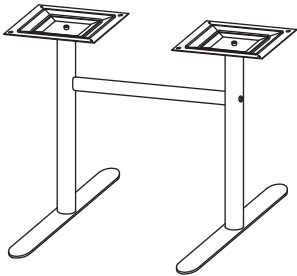




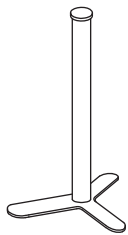
<b>WOOD Fixing</b>	<b>BT.186.043L</b>	<b>BT.186.073L</b>	<b>BT.186.107L</b>
BASE	Ø 580	Ø 580	Ø 580
COLUMN	Ø 60	Ø 60	Ø 60
HEIGHT	430	730	1070
TOP MAX	Ø 800 700x700	Ø 800 700x700	Ø 700 600x600



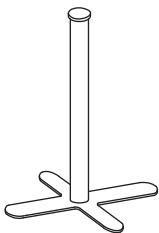
<b>WOOD Fixing</b>	<b>BT.185.043L</b>	<b>BT.185.073L</b>	<b>BT.185.107L</b>
BASE	Ø 580	Ø 580	Ø 580
COLUMN	Ø 60	Ø 60	Ø 60
HEIGHT	430	730	1070
TOP MAX	Ø 900 800x800	Ø 900 800x800	Ø 800 700x700



<b>WOOD Fixing</b>	<b>BT.189.073.L070</b>	<b>BT.189.073.L100</b>	<b>BT.189.073.L120</b>
BASE	580x850	580x1150	580x1350
COLUMN	Ø 60	Ø 60	Ø 60
CROSS BAR	705	1000	1200
HEIGHT	730	730	730
TOP MAX	900x1400	900x1600	900x1800



<b>GLASS Fixing</b>	<b>BT.186.043V</b>	<b>BT.186.073V</b>	<b>BT.186.107V</b>
BASE	Ø 580	Ø 580	Ø 580
COLUMN	Ø 60	Ø 60	Ø 60
HEIGHT	430	730	1070
TOP MAX	Ø 700 600x600	Ø 700 600x600	Ø 600 500x500



<b>GLASS Fixing</b>	<b>BT.185.043V</b>	<b>BT.185.073V</b>	<b>BT.185.107V</b>
BASE	Ø 580	Ø 580	Ø 580
COLUMN	Ø 60	Ø 60	Ø 60
HEIGHT	430	730	1070
TOP MAX	Ø 800 700x700	Ø 800 700x700	Ø 700 600x600



# PETAL Big.

Design Studio Corbetta Salvatore

MADE IN ITALY





## PETAL Big.

### Dimensioni disponibili:

**Base:** mm Ø 700

**Colonna:** mm Ø 80 - Ø 100

**Altezza:** mm 730

### Available size:

**Base:** mm Ø 700

**Column:** mm Ø 80 - Ø 100

**Height:** mm 730

### Dimensions disponibles:

**Base:** mm Ø 700

**Colonne:** mm Ø 80 - Ø 100

**Hauteur:** mm 730

### Fissaggi

Piani legno: Piastra in acciaio

### Fixing

Wooden tops: Steel plate

### Fissages

Plateau bois: Plaque en acier

### Dotazioni incluse

Regolabili  
Blocco antirotazione  
per la colonna.

### Equipment included

Adjustable feet  
Column anti-rotation

### Equipement inclus

Réglables  
Serrure anti-rotation  
à la colonne

.collection

### Materiali & Finiture

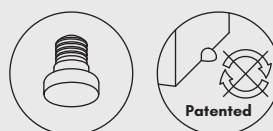
(Finiture pagina 156)  
Acciaio: Cromo / Ottonato  
Rame lucido / Verniciato

### Material & Finishing

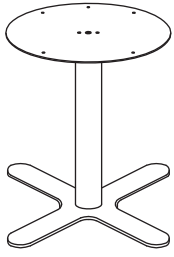
(Finishing page 156)  
Steel: Chrome plated / Brass  
Bright copper / Painted

### Material et Finissage

(Finissage page 156)  
Acier: Chrome / Or  
Cuivre lucid / Laqué

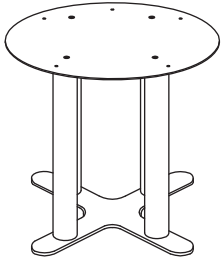


# PETAL Big.



<b>WOOD Fixing</b>	<b>BT.230.073L</b>
BASE	Ø 700
COLUMN	Ø 100
HEIGHT	730
TOP MAX	Ø 1300

PETAL BIG 1



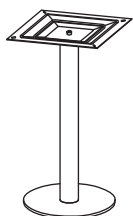
<b>WOOD Fixing</b>	<b>BT.234.073L</b>
BASE	Ø 700
COLUMN	4 x Ø 80
HEIGHT	730
TOP MAX	Ø 2000

PETAL BIG 4

# FLOOR FLAT.

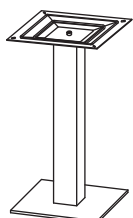
MADE IN ITALY

Design Studio Corbetta Salvatore



**WOOD**  
**Fixing**

	<b>BT.128.073L</b>	<b>BT.128.107L</b>
BASE	Ø 300	Ø 300
COLUMN	Ø 60	Ø 60
HEIGHT	730	1070
TOP MAX	Ø 1000 900x900	Ø 900 800x800



**WOOD**  
**Fixing**

	<b>BT.129.073L</b>	<b>BT.129.107L</b>
BASE	300x300	300x300
COLUMN	80x80	80x80
HEIGHT	730	1070
TOP MAX	Ø 1000 900x900	Ø 900 800x800



## FLOOR FLAT.

.collection

### Dimensioni disponibili:

**Base:** mm Ø 300 - 300x300  
**Colonna:** mm Ø 60 - 80x80 mm  
**Altezza:** mm 730 - 1070

### Available size:

**Base:** mm Ø 300 - 300x300  
**Column:** mm Ø 60 - 80x80 mm  
**Height:** mm 730 - 1070

### Dimensions disponibles:

**Base:** mm Ø 300 - 300x300  
**Colonne:** mm Ø 60 - 80x80 mm  
**Hauteur:** mm 730 - 1070

### Fissaggi

Piani legno: Piastra in acciaio

### Fixing

Wooden tops: Steel plate

### Fissages

Plateau bois: Plaque en acier

### Dotazioni incluse

Blocco antirotazione  
 per la colonna.

### Dotazioni non incluse

Viti e tasselli per il fissaggio  
 a terra

### Equipment included

Column rotation block

### Non included equipment

Screws and plugs for fixing  
 to the floor

### Équipement inclus

Serrure anti-rotation  
 à la colonne

### Équipements non inclus

Vis et chevilles

### Materiali & Finiture

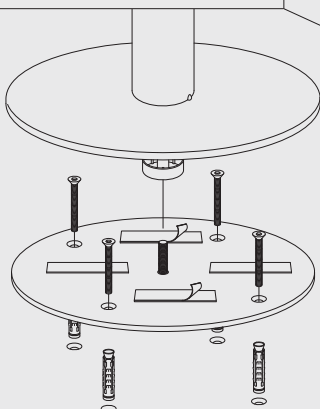
(Finiture pagina 156)  
 Acciaio: Cromo / Ottonato  
 Rame lucido / Verniciato  
 Acciaio Inox: Satinato / Lucido

### Material & Finishing

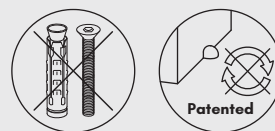
(Finishing page 156)  
 Steel: Chrome plated / Brass  
 Bright copper / Painted  
 Stainless steel: Satin / Bright

### Material et Finissage

(Finissage page 156)  
 Acier: Chrome / Or  
 Cuivre lucid / Laqué  
 Acier Inox: Satiné / Brillant



Fissaggio a terra  
 Floor fixing  
 Fixation au sol

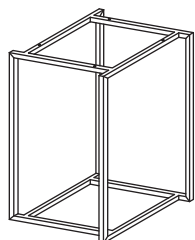


Vite testa piana svasata.  
 Cava esagonale. Filetto 8MA.  
**Viti e tasselli non inclusi!**

Flat head screw 8M. Hexagon socket.  
**Screws and plugs not included!**

Vis à tête plate 8MA. Six pans creux.  
**Vis et chevilles non inclus!**





**WOOD**  
**Fixing**

	<b>BT.198.043L</b>	<b>BT.198.073L</b>	<b>BT.198.107L</b>
BASE	510x510	510x510	510x510
TUBE	25x25	25x25	25x25
HEIGHT	430	730	1070
TOP MAX	1000x1000	1000x1000	900x900





**RUBIK.**

**.collection**

**Dimensioni disponibili:**

**Base:** mm 510x510

**Tubo:** mm 25x25

**Altezza:** mm 430 - 730 - 1070

**Available sizes:**

**Base:** mm 510x510

**Tube:** mm 25x25

**Height:** mm 430 - 730 - 1070

**Dimensions- disponibles:**

**Base:** mm 510x510

**Tube:** mm 25x25

**Hauteur:** mm 430 - 730 - 1070

**Fissaggi**

Piani legno

**Fixing**

Wooden tops

**Fissages**

Plateau bois

**Dotazioni incluse**

Puntali fissi

**Equipment included**

Fix plugs

**Equipement inclus**

Patine fix

**Materiali & Finiture**

(Finiture pagina 156)

Acciaio: Verniciato

**Material & Finishing**

(Finishes page 156)

Steel: Painted

**Material et Finissage**

(Finissage page 156)

Acier: Laqué



# POWER.

Design Studio Corbetta Salvatore

MADE IN ITALY





## POWER.

### Dimensioni disponibili:

**Base:** mm Ø 700

**Colonna:** mm Ø 140

**Altezza:** mm 730 - 1070

### Available sizes:

**Base:** mm Ø 700

**Column:** mm Ø 140

**Height:** mm 730 - 1070

### Dimensions disponibles:

**Base:** mm Ø 700

**Colonne:** mm Ø 140

**Hauteur:** mm 730 - 1070

### Fissaggi

Piani legno

### Fixing

Wooden tops

### Fissages

Plateau bois

### Dotazioni incluse

Regolabili

### Dotazioni non incluse

Sistemi elettrici, prese corrente, cablaggi vari, piano tavolo

### Equipment included

Leveller

### Non included equipment

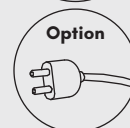
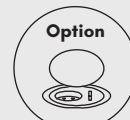
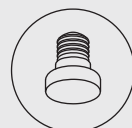
Electrical systems, power outlets, table top

### Équipement inclus

Réglables

### Équipement non inclus

électriques, prises de courant, divers câblage et plateau +de table.



## .collection

### Materiali & Finiture

(Finiture pagina 156)

Acciaio: Verniciato

### Material & Finishing

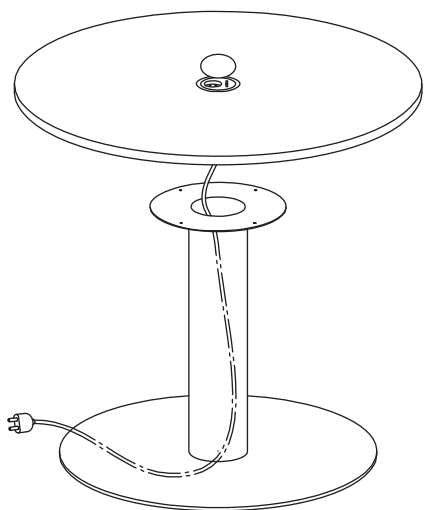
(Finishes page 156)

Steel: Painted

### Material et Finissage

(Finissage page 156)

Acier: Laqué



**\*\* ATTENZIONE! ATTENTION! ATTENTION! \*\***

**Solo la base tavolo. Eclusi sistemi elettrici, prese corrente, cablaggi vari e piano tavolo.  
Only table base. Electrical systems, power outlets and table top not included.  
Pied seul. Systèmes électriques, prises de courant, divers câblage et plateau de table  
non inclus.**

#### WOOD

##### Fixing

BT.270.073L

BT.270.107L

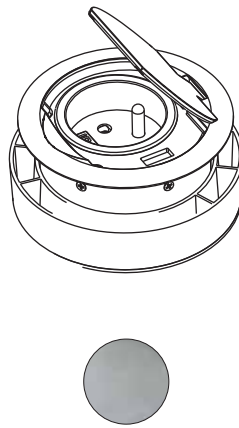
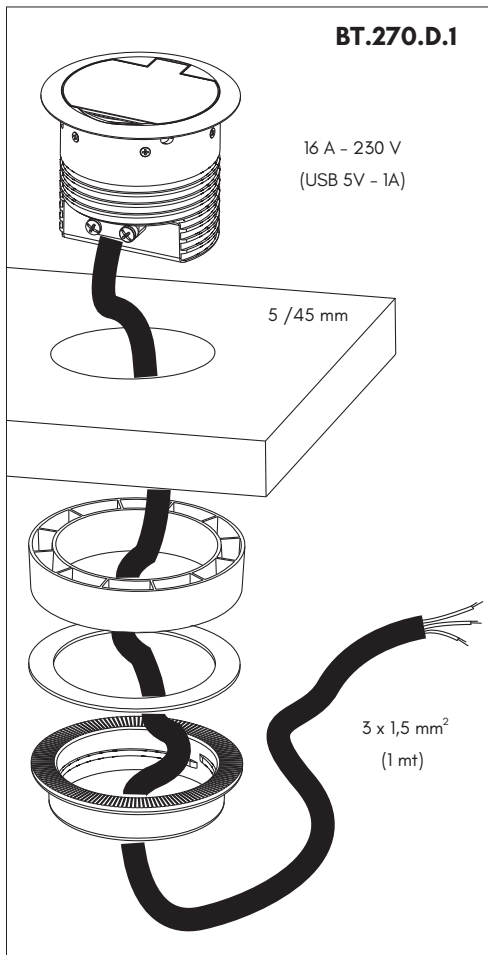
BASE                    Ø 700                    Ø 700

COLUMN                Ø 140                    Ø 140

HEIGHT                730                      1070

TOP MAX                Ø 1300                  Ø 1200

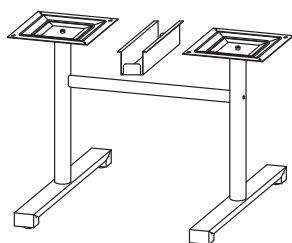




Soluzione per la ricarica di computer e smartphone tramite la prese presenti nel blocco: USB e Schuko. Il sistema è dotato di sportello di chiusura con sistema soft-closing. Finitura disponibile: Satinato

Solutions for computer and smartphones charging via USB and Schuko power outlets. The item is equipped with soft-closing door system. Available finishing: Satin.





TOAST - PETAL

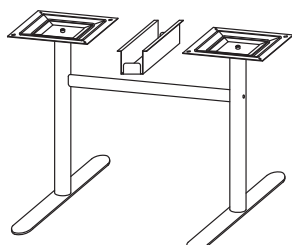
**WOOD  
Fixing**

	BT.216.5969L	BT.216.6969L
BASE	1270x690*	1470x690*
COLUMN	Ø 60	Ø 60
HEIGHT	730	730
TOP SIZE	N°2 - 590x690	N°2 - 690x690

**\*ATTENZIONE - ATTENTION**

Dimensione con piani montati  
Dimension with top assembled  
Dimension avec plateaux monte

**PIANI NON INCLUSI!  
TOPS NOT INCLUDED!  
PLATEAUX PAS INCLUS!**



TOAST - TETRIS


**WOOD  
Fixing**

	BT.217.5969L	BT.217.6969L
BASE	1270x690*	1470x690*
COLUMN	Ø 60	Ø 60
HEIGHT	730	730
TOP SIZE	N°2 - 590x690	N°2 - 690x690

**\*ATTENZIONE - ATTENTION**

Dimensione con piani montati  
Dimension with top assembled  
Dimension avec plateaux monte

**PIANI NON INCLUSI!  
TOPS NOT INCLUDED!  
PLATEAUX PAS INCLUS!**



## TOAST.

### Dimensioni disponibili:

Solo per piani 59x69 - 69x69 cm

### Available sizes:

Only for tops 59x69 - 69x69 cm

### Dimensions disponibles:

Seulement pour le plateau:  
59x69 - 69x69 cm

### Fissaggi

Piani legno: Piastra in acciaio

### Fixing

Wooden tops: Steel plate

### Fissages

Plateau bois: Plaque en acier

### Dotazioni incluse

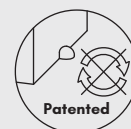
Portabottiglie in acciaio.  
Regolabili.  
Blocco antirotazione  
per la colonna.

### Equipment included

Steel bottles support.  
Adjustable feet.  
Anti-rotation block.

### Équipement inclus

Porte-bouteilles en acier.  
Réglables.  
Serrure anti-rotation  
à la colonne.



.collection

### Materiali & Finiture

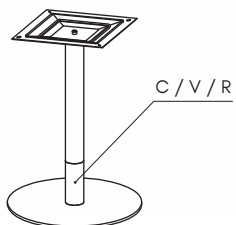
(Finiture pagina 156)  
Acciaio: Verniciato

### Material & Finishing

(Finishes page 156)  
Steel: Painted

### Material et Finissage

(Finissage page 156)  
Acier: Laqué



WOOD Fixing	C - CHROME		V - PAINTED		R - GOLD	
	BT.240.073L.C	BT.240.107L.C	BT.240.073L.V	BT.240.073L.V	BT.240.073L.R	BT.240.073L.R
BASE	Ø 440	Ø 440	Ø 440	Ø 440	Ø 440	Ø 440
COLUMN	Ø 60	Ø 60	Ø 60	Ø 60	Ø 60	Ø 60
HEIGHT	730	1070	730	1070	730	1070
TOP MAX	Ø 900 800x800	Ø 800 700x700	Ø 900 800x800	Ø 800 700x700	Ø 900 800x800	Ø 800 700x700





CHAIRS. MILENA

## DUPLEX.

.collection

### Dimensioni disponibili:

**Base:** mm Ø 440

**Tubo:** mm Ø 60

**Altezza:** mm 730 - 1070

### Available sizes:

**Base:** mm Ø 440

**Tube:** mm Ø 60

**Height:** mm 730 - 1070

### Dimensions disponibles:

**Base:** mm Ø 440

**Tube:** mm Ø 60

**Hauteur:** mm 730 - 1070

### Fissaggi

Piani legno: Piastra in acciaio

### Fixing

Wooden tops: Steel plate

### Fissages

Plateau bois: Plaque en acier

### Dotazioni incluse

Regolabili  
Blocco antirotazione  
per la colonna.

### Equipment included

Adjustables feet  
Anti-rotation block

### Équipement inclus

Réglables  
Serrure anti-rotation  
à la colonne

### Materiali & Finiture

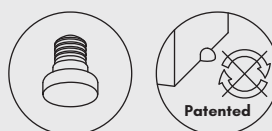
(Finiture pagina 156)  
Acciaio: Cromo / Ottonato  
Rame lucido / Verniciato  
Acciaio Inox: Satinato / Lucido  
**Collarino acciaio:** Cromo  
Ottonato/Rame lucido / Verniciato

### Material & Finishing

(Finishing page 156)  
Steel: Chrome plated / Brass  
Bright copper / Painted  
Stainless steel: Satin / Bright  
**Steel ring:** Chrome plated  
Brass / Bright copper / Painted

### Material et Finissage

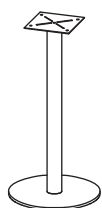
(Finissage page 156)  
Acier: Chrome / Or  
Cuivre lucid / Laqué  
Acier Inox: Satiné / Brillant  
**Collerette en acier:** Chrome  
Or / Cuivre lucid / Laqué



# MINI FLAT.

MADE IN ITALY

Design Studio Corbetta Salvatore



## WOOD Fixing

	BT.259.043L	BT.259.073L
BASE	Ø 300	Ø 300
COLUMN	Ø 50	Ø 50
HEIGHT	430	730
TOP MAX	Ø 50	Ø 50
	40x40	40x40



## MINI FLAT.

### Dimensioni disponibili:

**Base:** mm Ø 300

**Colonna:** mm Ø 50

**Altezza:** mm 430 - 730

### Available size:

**Base:** mm Ø 300

**Column:** mm Ø 50

**Height:** mm 430 - 730

### Dimensions disponibles:

**Base:** mm Ø 300

**Colonne:** mm Ø 50

**Hauteur:** mm 430 - 730

### Fissaggi

Piani legno: Piastra in acciaio

### Fixing

Wooden tops: Steel plate

### Fissages

Plateau bois: Plaque en acier

### Dotazioni incluse

Puntali fissi

### Equipment included

Fix plugs

### Équipement inclus

Patine fix

### Materiali & Finiture

(Finiture pagina 156)

Acciaio: Cromo / Ottonato

Rame lucido / Verniciato

Acciaio Inox: Satinato / Lucido

### Material & Finishing

(Finishing page 156)

Steel: Chrome plated

Brass / Bright copper / Painted

Stainless steel: Satin / Bright

### Material et Finissage


(Finissage page 156)

Acier: Chrome / Or

Cuivre lucid / Laqué

Acier Inox: Satiné / Brillant





**WOOD**  
**Fixing**

**BT.257.100L**

BASE Ø 600

TUBE Ø 16

HEIGHT 1000

TOP MAX Ø 700



**KORA.**

**Dimensioni disponibili:**

**Base:** mm Ø 600  
**Tube:** mm Ø 16  
**Altezza:** mm 1000

**Available sizes:**

**Base:** mm Ø 600  
**Tube:** mm Ø 16  
**Height:** mm 1000

**Dimensions disponibles:**

**Base:** mm Ø 440  
**Tube:** mm Ø 16  
**Hauteur:** mm 1000

**Fissaggi**

Piani legno: Piastra in acciaio

**Fixing**

Wooden tops: Steel plate

**Fissages**

Plateau bois: Plaque en acier

**Dotazioni incluse**

Puntali fissi

**Equipment included**

Fix tips

**Équipement inclus**

Patine fix



**.collection**

**Materiali & Finiture**

(Finiture pagina 156)  
 Acciaio: Cromo / Verniciato

**Material & Finishing**

(Finishes page 156)  
 Steel: Chrome plated / Painted

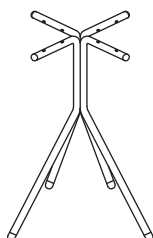
**Material et Finissage**

(Finissage page 156)  
 Acier: Chrome / Laqué

# PINKO Big.

Design Studio Corbetta Salvatore

MADE IN ITALY



## WOOD Fixing

	BT.255.073L	BT.255.107L
BASE	Ø 600	Ø 600
TUBE	Ø 25	Ø 25
HEIGHT	730	1070
TOP MAX	Ø 900 800x800	Ø 800 700x700



## PINKO Big.

### Dimensioni disponibili:

**Base:** mm Ø 600

**Tubo:** mm Ø 25

**Altezza:** mm 730 - 1070

### Available sizes:

**Base:** mm Ø 600

**Tube:** mm Ø 25

**Height:** mm 730 - 1070

### Dimensions disponibles:

**Base:** mm Ø 600

**Tube:** mm Ø 25

**Hauteur:** mm 730 - 1070

### Fissaggi

Piani legno

### Fixing

Wooden tops

### Fissages

Plateau bois

### Dotazioni incluse

Regolabili

### Equipment included

Adjustable feet

### Équipement inclus

Réglables

## .collection

### Materiali & Finiture

(Finiture pagina 156)

Acciaio: Cromo / Verniciato

### Material & Finishing

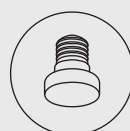
(Finishes page 156)

Steel: Chrome plated / Painted

### Material et Finissage

(Finissage page 156)

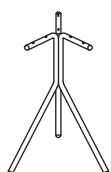
Acier: Chrome / Laqué



# PINKO Mini.

MADE IN ITALY

Design Studio Corbetta Salvatore



**WOOD**  
**Fixing**

**BT.250.043L**

BASE Ø 350

TUBE Ø 16

HEIGHT 430

TOP MAX Ø 400





## PINKO Mini.

### Dimensioni disponibili:

**Base:** mm Ø 350

**Tubo:** mm Ø 16

**Altezza:** mm 430

### Available sizes:

**Base:** mm Ø 350

**Tube:** mm Ø 16

**Height:** mm 430

### Dimensions disponibles:

**Base:** mm Ø 350

**Tube:** mm Ø 16

**Hauteur:** mm 430

### Fissaggi

Piani legno

### Fixing

Wooden tops

### Fissages

Plateau bois

### Dotazioni incluse

Puntali fissi

### Equipment included

Fix tips

### Equipement inclus

Patine fix

## .collection

### Materiali & Finiture

(Finiture pagina 156)

Acciaio: Cromo / Verniciato

### Material & Finishing

(Finishes page 156)

Steel: Chrome plated / Painted

### Material et Finissage

(Finissage page 156)

Acier: Chrome / Laqué



**CONO.**

Design Renzo & Graziella Fauciglietti

MADE IN ITALY





CHAIRS. AFRODITE

**CONO.**

**.collection**

**Dimensioni disponibili:**

**Base:** mm Ø 440 - 400x800

**Colonna:** Conica

**Altezza:** mm 730 - 1070

**Available sizes:**

**Base:** mm Ø 440 - 400x800

**Column:** Cone

**Height:** mm 730 - 1070

**Dimensions disponibles:**

**Base:** mm Ø 440 - 400x800

**Colonne:** Conic

**Hauteur:** mm 730 - 1070

**Fissaggi**

Piani legno: Piastra in acciaio

**Fixing**

Wooden tops: Steel plate

**Fissages**

Plateau bois: Plaque en acier

**Dotazioni incluse**

Regolabili

**Equipment included**

Adjustable feet

**Équipement inclus**

Réglables

**Materiali & Finiture**

(Finiture pagina 156)

Base in acciaio:

Cromo / Verniciato / Satinato

Cono in acciaio:

Verniciato / Satinato

**Material & Finishing**

(Finishes page 156)

Steel base:

Chrome plated / Painted / Satin

Steel cone: Painted / Satin

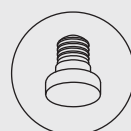
**Material et Finissage**

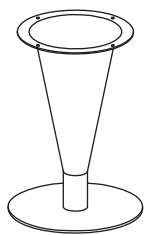
(Finissage page 156)

Base en acier:

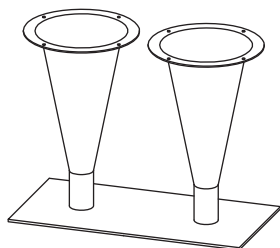
Chrome / Laqué / Satiné

Cone en acier: Laqué / Satiné





<b>WOOD Fixing</b>	<b>BT.520.073L</b>	<b>BT.520.107L</b>
BASE	Ø 440	Ø 440
COLUMN	Cone	Cone
HEIGHT	730	1070
TOP MAX	Ø 900	Ø 800



<b>WOOD Fixing</b>	<b>BT.521.073L</b>	<b>BT.521.107L</b>
BASE	400x800	400x800
COLUMN	Cone	Cone
HEIGHT	730	1070
TOP MAX	900x1600	900x1200

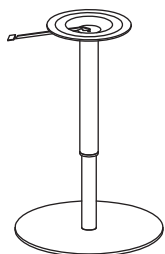


STOOLS. CONO

## Gas system



Con gas / With gas / Avec gaz



**WOOD**

**Fixing**

	BT.130.048L	BT.130.073L
BASE	Ø 470	Ø 470
COLUMN	Ø 80	Ø 80
HEIGHT	480 ÷ 730	730 ÷ 1090
TOP MAX	Ø 800	Ø 800

# UP & DOWN.

Mechanical system

MADE IN ITALY





**Dimensioni disponibili:**

**Base:** mm Ø 440 - 400x400  
400x800 - Ø 580 (Petal 3/4)

**Colonna:** Ø 60

**Altezza:** mm 730 ÷ 1090

**Available sizes:**

**Base:** mm Ø 440 - 400x400  
400x800 - Ø 580 (Petal 3/4)

**Column:** Ø 60

**Height:** mm 730 ÷ 1090

**Dimensions disponibles:**

**Base:** mm Ø 440 - 400x400  
400x800 - Ø 580 (Petal 3/4)

**Colonne:** Ø 60

**Hauteur:** mm 730 ÷ 1090

**Fissaggi**

Piani legno: Piastra in acciaio  
Piani vetro: Platorello Inox

**Fixing**

Wooden tops: Steel plate  
Glass tops: Stainless steel plate

**Fissages**

Plateau bois: Plaque en acier  
Plateau verre: Plaque en inox

**Dotazioni incluse**

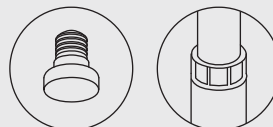
Regolabili  
Sistema di bloccaggio  
della colonna

**Equipment included**

Adjustable feet  
Column locking System

**Équipement inclus**

Réglables  
Système de blocage de  
la colonne



**Materiali & Finiture**

(Finiture pagina 156)  
Acciaio: Cromo

**Material & Finishes**

(Finishes page 156)  
Base: Chrome plated

**Material et Finissage**

(Finissage page 156)  
Acier: Chrome

Girare il fermo per sbloccare la  
colonna

Turn the block to unlock the column

Tournez le loquet pour déverrouiller  
la colonne

Spingere verso l'alto il piano e regolarlo in  
altezza. Disponibili 15 scatti di regolazione.

Pull up the top and adjust its height.  
15 position available.

Relevez le plan et ajuster sa hauteur.  
Ya 15 crans de réglage.

Una volta raggiunta l'altezza desiderata  
riavvitare il fermo per bloccare la regola-  
zione.


Once you reach the desired height turn the  
block to lock it.

Une fois que vous atteignez la hauteur  
désirée visser le loquet pour verrouiller le  
réglage.

Per riportare il piano all'altezza minima è  
necessario alzarlo fino al massimo dell'al-  
tezza. In questo modo la colonna si sbloc-  
cherà e scenderà lentamente fino al livello  
più basso.

To return the top to the minimum height  
you need to lift it up to the maximum po-  
sition. The column will be unlocked and  
slowly returns at the lowest level.

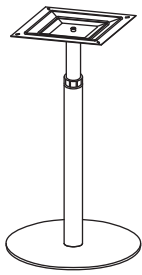
Pour ramener le plateau à la hauteur ini-  
tiale, vous devez le soulever à la hauteur  
maximale pour déverrouiller la colonne et  
le laisser redescendre jusqu'au niveau le  
plus bas.



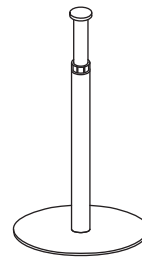


**UP & DOWN.**

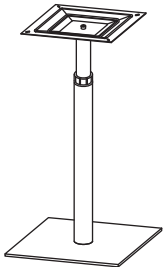
**.datasheet**



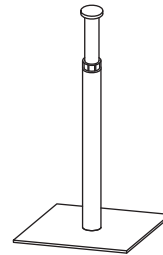
<b>WOOD Fixing</b>	<b>BT.142.073L</b>
BASE	Ø 440
COLUMN	Ø 60
HEIGHT	730 ÷ 1090
TOP MAX	Ø 900 800x800



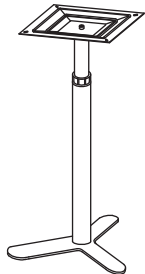
<b>GLASS Fixing</b>	<b>BT.142.073V</b>
BASE	Ø 440
COLUMN	Ø 60
HEIGHT	730 ÷ 1090
TOP MAX	Ø 800 700x700



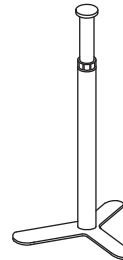
<b>WOOD Fixing</b>	<b>BT.140.073L</b>
BASE	400x400
COLUMN	Ø 60
HEIGHT	730 ÷ 1090
TOP MAX	Ø 900 800x800



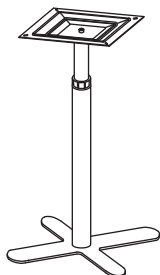
<b>GLASS Fixing</b>	<b>BT.140.073V</b>
BASE	400x400
COLUMN	Ø 60
HEIGHT	730 ÷ 1090
TOP MAX	Ø 800 700x700



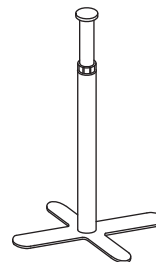
<b>WOOD Fixing</b>	<b>BT.144.073L</b>
BASE	Ø 580
COLUMN	Ø 60
HEIGHT	730 ÷ 1090
TOP MAX	Ø 800 700x700



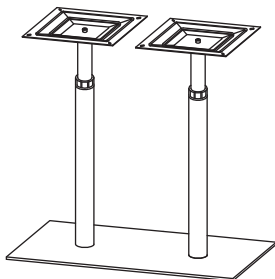
<b>GLASS Fixing</b>	<b>BT.144.073V</b>
BASE	Ø 580
COLUMN	Ø 60
HEIGHT	730 ÷ 1090
TOP MAX	Ø 700 600x600



<b>WOOD Fixing</b>	<b>BT.145.073L</b>
BASE	Ø 580
COLUMN	Ø 60
HEIGHT	730 ÷ 1090
TOP MAX	Ø 900 800x800



<b>GLASS Fixing</b>	<b>BT.145.073V</b>
BASE	Ø 580
COLUMN	Ø 60
HEIGHT	730 ÷ 1090
TOP MAX	Ø 800 700x700



<b>WOOD Fixing</b>	<b>BT.139.073L</b>
BASE	400x800
COLUMN	Ø 60
HEIGHT	730 ÷ 1090
TOP MAX	800x1200

**Senza gas / Without gas / Sans gaz**



## BELL.

### Dimensioni disponibili:

**Base:** mm Ø 480 - 450x450

**Colonna:** mm Ø 80

**Altezza:** mm 430 - 730 - 1070

### Available sizes:

**Base:** mm Ø 480 - 450x450

**Column:** mm Ø 80

**Height:** mm 430 - 730 - 1070

### Dimensions disponibles:

**Base:** mm Ø 480 - 450x450

**Colonne:** mm Ø 80

**Hauteur:** mm 430 - 730 - 1070

### Fissaggi

Piani legno: Piastra in acciaio

Piani vetro: Platorello Inox

### Fixing

Wooden tops: Steel plate

Glass tops: Stainless steel plate

### Fissages

Plateau bois: Plaque en acier

Plateau verre: Plaque en inox

### Dotazioni incluse

Bell round: Appoggio a terra

Bell Square: Regolabili

### Equipment included

Bell round: Stay on the floor

Bell square: Adjustable feet

### Equipements inclus

Bell Round: Reposant sur le sol

Bell square: Réglables

## .collection

### Materiali & Finiture

(Finiture pagina 156)

Base acciaio: Cromo / Verniciato

### Material & Finishing

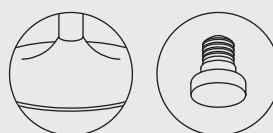
(Finishes page 156)


Steel base: Chrome / Painted

### Material et Finissage

(Finissage page 156)

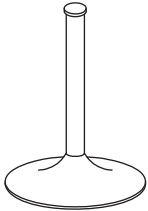
Base en acier: Chrome / Laqué






**WOOD  
Fixing**

	<b>BT.190.043L</b>	<b>BT.190.073L</b>	<b>BT.190.107L</b>
BASE	Ø 480	Ø 480	Ø 480
COLUMN	Ø 80	Ø 80	Ø 80
HEIGHT	430	730	1070
TOP MAX	Ø 900 800x800	Ø 900 800x800	Ø 800 700x700



**GLASS  
Fixing**

	<b>BT.190.043V</b>	<b>BT.190.073V</b>	<b>BT.190.107V</b>
BASE	Ø 480	Ø 480	Ø 480
COLUMN	Ø 80	Ø 80	Ø 80
HEIGHT	430	730	1070
TOP MAX	Ø 800 700x700	Ø 800 700x700	Ø 700 600x600



**WOOD  
Fixing**

	<b>BT.191.073L</b>	<b>BT.191.107L</b>
BASE	450x450	450x450
COLUMN	Ø 60	Ø 60
HEIGHT	730	1070
TOP MAX	Ø 1000 900x900	Ø 900 800x800





## POLO.

### Dimensioni disponibili:

**Base:** mm Ø 580

**Colonna:** mm Ø 50

**Altezza:** mm 730 - 1070

### Available sizes:

**Base:** mm Ø 580

**Column:** mm Ø 50

**Height:** mm 730 - 1070

### Dimensions disponibles:

**Base:** mm Ø 580

**Colonne:** mm Ø 50

**Hauteur:** mm 730 - 1070

### Fissaggi

Piani legno: Piastra in acciaio

### Fixing

Wooden tops: Steel plate

### Fissages

Plateau bois: Plaque en acier

### Dotazioni incluse

Regolabili

### Equipment included

Adjustable feet

### Équipement inclus

Réglables



## .collection

### Materiali & Finiture

(Finiture pagina 156)

Base acciaio: Cromo / Verniciato

### Material & Finishing

(Finishes page 156)

Steel base: Chrome / Painted

### Material et Finissage

(Finissage page 156)

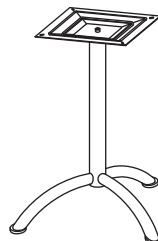
Base en acier: Chrome / Laqué



POLO 4

### WOOD Fixing

	BT.151.073L	BT.151.107L
BASE	Ø 580	Ø 580
COLUMN	Ø 50	Ø 50
HEIGHT	730	1070
TOP MAX	Ø 900 800x800	Ø 800 700x700



POLO 3

### WOOD Fixing

	BT.150.073L
BASE	Ø 580
COLUMN	Ø 50
HEIGHT	730
TOP MAX	Ø 800 700x700



## BASIS.

### Dimensioni disponibili:

**Base:** mm Ø 600

**Tubo:** mm Ø 30

**Altezza:** mm 730

### Available sizes:

**Base:** mm Ø 600

**Tube:** mm Ø 30

**Height:** mm 730

### Dimensions disponibles:

**Base:** mm Ø 600

**Tube:** mm Ø 30

**Hauteur:** mm 730

### Fissaggi

Piani legno

### Fixing

Wooden tops

### Fissages

Plateau bois

### Dotazioni incluse

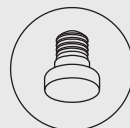
Regolabili

### Equipment included

Adjustable feet

### Équipement inclus

Réglables



## .collection

### Materiali & Finiture

(Finiture pagina 156)

Base acciaio: Verniciato

### Material & Finishing

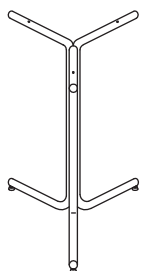
(Finishes page 156)

Steel base: Painted

### Material et Finissage

(Finissage page 156)

Base en acier: Laqué



BASIS 3

### WOOD Fixing

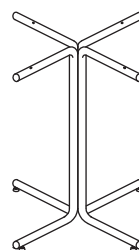
BT.153.073L

BASE Ø 600

TUBE Ø 30

HEIGHT 730

TOP MAX Ø 800  
700x700



BASIS 4

### WOOD Fixing

BT.152.073L

BASE Ø 600

TUBE Ø 30

HEIGHT 730

TOP MAX Ø 900  
800x800



## PLANE.

### Dimensioni disponibili:

**Base:** mm Ø 440 / 470x470

**Colonna:** mm Ø 80 / 80x80

**Altezza:** mm 730 - 1070

### Available sizes:

**Base:** mm Ø 440 / 470x470

**Column:** mm Ø 80 / 80x80

**Height:** mm 730 - 1070

### Dimensions disponibles:

**Base:** mm Ø 440 / 470x470

**Colonne:** mm Ø 80 / 80x80

**Hauteur:** mm 730 - 1070

### Fissaggi

Piani legno: Piastra in acciaio

### Fixing

Wooden tops: Steel plate

### Fissages

Plateau bois: Plaque en acier

### Dotazioni incluse

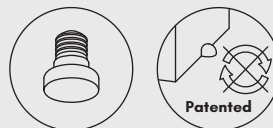
Regolabili

### Equipment included

Adjustable feet

### Équipement inclus

Réglables



## .collection

### Materiali & Finiture

(Finiture pagina 156)

Base acciaio: Verniciato

### Material & Finishing

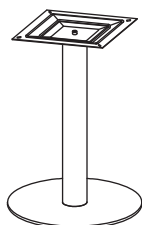
(Finishes page 156)

Steel base: Painted

### Material et Finition

(Finissage page 156)

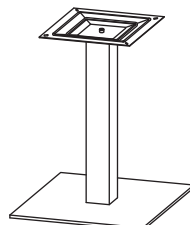
Base en acier: Laqué



PLANE ROUND

### WOOD Fixing

	BT.170.073L	BT.170.107L
BASE	Ø 440	Ø 440
COLUMN	Ø 80	Ø 80
HEIGHT	730	1070
TOP MAX	Ø 900 800x800	Ø 800 700x700



PLANE SQUARE

### WOOD Fixing

	BT.171.073L	BT.171.107L
BASE	470x470	470x470
COLUMN	80x80	80x80
HEIGHT	730	1070
TOP MAX	Ø 1000 900x900	Ø 900 800x800

# SPIDER.

Design Studio Corbetta Salvatore

CHAIRS LEXI



# SPIDER.

Design Studio Corbetta Salvatore





MADE IN ITALY





CHAIRS LEXI

## SPIDER.

**Struttura per tavoli**  
Gambe: Tubo 50x50 mm

**Structure for tables**  
Legs: Tube 50x50 mm

**Structure pour les tables**  
Pied: 50x50 mm Tube

**Fissaggi**  
Piani legno

**Fixing**  
Wooden tops

**Fissages**  
Plateau en bois

**Dotazioni incluse**  
Regolabili

**Equipment included**  
Adjustable feet

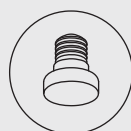
**Equipements inclus**  
Réglables

## .collection

**Materiali & Finiture**  
(Finiture pagina 156)  
Acciaio: Cromo / Verniciato

**Material & Finishing**  
(Finishes page 156)  
Steel: Chrome plated / Painted

**Material et Finissage**  
(Finissage page 156)  
Acier: Chrome / Laqué



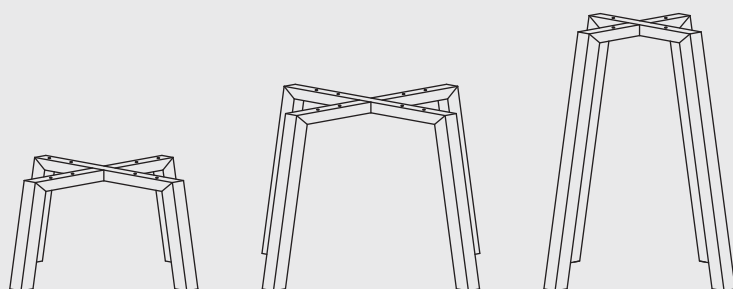


**SPIDER.**

**.datasheet**

**WOOD  
Fixing**


	<b>BT.155.043L</b>	<b>BT.155.073L</b>	<b>BT.155.107L</b>
BASE	530x530	680x680	530x530
LEGS	50x50	50x50	50x50
HEIGHT	430	730	1070
TOP MINIMUM	Ø 700 600x600	Ø 900 700x700	Ø 700 600x600



# BLOCK.System

MADE IN ITALY

Design Studio Corbetta Salvatore





## BLOCK.System

### Struttura per tavoli

Componibile, dimensioni varie.  
Gambe: Tubo 50x50 mm  
Traverse: Tubo 40x40 mm

### Structure for tables

Modular, different sizes.  
Legs: Tube 50x50 mm  
Crossbars: Tube 40x40 mm

### Structure pour les tables

Modulaires, différentes dimensions.  
Pied: 50x50 mm Tube  
Traverse: 40x40 mm Tube

### Fissaggi

Piani legno

### Fixing

Wooden tops

### Fissages

Plateau en bois

### Dotazioni incluse

Regolabili  
**Opzionale:** Ruote

### Equipment included

Adjustable feet  
**Optional:** Wheels

### Equipements inclus

Réglables  
**Optionnel:** Roues

### Materiali & Finiture

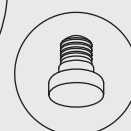

(Finiture pagina 156)  
Acciaio: Cromo / Verniciato  
Acciaio Inox: Satinato

### Material & Finishing

(Finishes page 156)  
Steel: Chrome plated / Painted  
Stainless steel: Satin

### Material et Finissage

(Finissage page 156)  
Acier: Chrome / Laqué  
Acier INOX: Satiné



**CATAS TESTED: N° 169689**



Sistema modulare con giunti per costruire strutture per tavoli. Le strutture sono costruite con tubi d'acciaio a sezione quadrata. La componibilità della struttura permette di costruire tavoli in diverse dimensioni ed altezze. Tutte le gambe sono dotate di regolabile.

Modular system with connection joints to build tables structure formed by square section steel tubes. The modular system allows to build tables in different sizes and heights. All legs are equipped with adjusters.

Système modulaire avec joints de construire des structures pour les tableaux. Les structures sont construites avec des tubes d'acier de section carrée. La structure modulaire permet de construire des tables de différentes tailles et hauteurs. Tous les pieds sont équipés réglable.

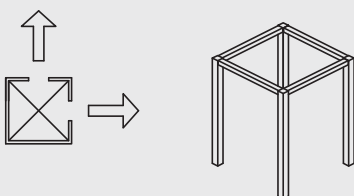
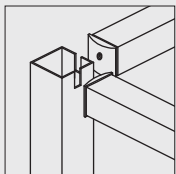
## BLOCK.System

.datasheet

### GAMBE / LEGS / PIEDS - 2 way

50x50 mm - Set 4 pcs

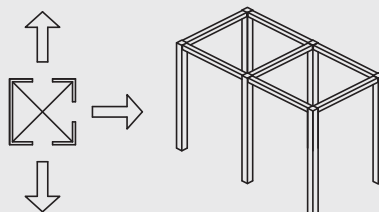
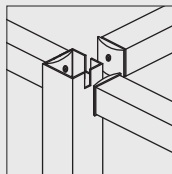
**BT200.038L** H. 380 mm  
**BT200.071L** H. 710 mm  
**BT200.107L** H. 1070 mm



### GAMBE / LEGS / PIEDS - 3 way

50x50 mm - Set 2 pcs

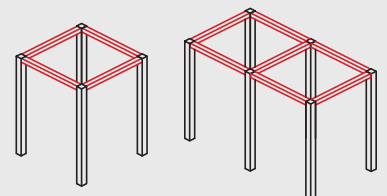
**BT201.071L** H. 710 mm  
**BT201.107L** H. 1070 mm



### TRAVERSE / CROSSBARS / TRAVERSES

40x40 mm - Set 2 pcs

**BT203.048L** 600 mm lato/side/côté  
**BT203.058L** 700 mm lato/side/côté  
**BT203.068L** 800 mm lato/side/côté  
**BT203.078L** 900 mm lato/side/côté  
**BT203.088L** 1000 mm lato/side/côté  
**BT203.108L** 1200 mm lato/side/côté  
**BT203.128L** 1400 mm lato/side/côté  
**BT203.148L** 1600 mm lato/side/côté  
**BT203.168L** 1800 mm lato/side/côté  
**BT203.188L** 2000 mm lato/side/côté  
**BT203.208L** 2200 mm lato/side/côté



STOOLS. CELINE



# NEVADA.

Design Studio Corbetta Salvatore

MADE IN ITALY







## NEVADA.

### Struttura per tavoli

Componibile, dimensioni varie.  
Spalla: Tubo 50x50 mm  
Traverse: Tubo 40x40 mm

### Structure for tables

Modular, different sizes.  
Frame: Tube 50x50 mm  
Crossbars: Tube 40x40 mm

### Structure pour les tables

Modulaires, différentes dimensions.  
Pied: 50x50 mm Tube  
Traverse: 40x40 mm Tube

### Fissaggi

Piani legno

### Fixing

Wooden tops

### Fissages

Plateau en bois

### Dotazioni incluse

Regolabili

### Equipment included

Leveller

### Equipements inclus

Réglables

### Materiali & Finiture

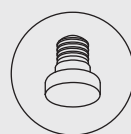
(Finiture pagina 156)  
Acciaio: Cromo / Verniciato

### Material & Finishing

(Finishes page 156)  
Steel: Chrome plated / Painted

### Material et Finissage

(Finissage page 156)  
Acier: Chrome / Laqué

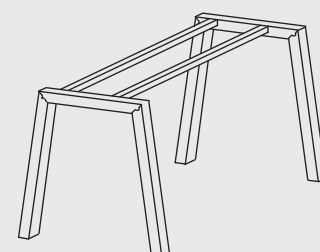
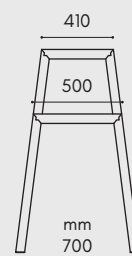


**SPALLA / FRAME / PIEDS**  
50x50 mm - Set 2 pcs

**BT208.073L** H. 730 mm  
**BT208.107L** H. 1070 mm

**TRAVERSE / CROSSBARS / TRAVERSES**  
40x40 mm - Set 2 pcs

**BT209.108L** 1200 mm lato/side/côté  
**BT209.128L** 1400 mm lato/side/côté  
**BT209.148L** 1600 mm lato/side/côté  
**BT209.168L** 1800 mm lato/side/côté  
**BT209.188L** 2000 mm lato/side/côté



# BRIDGE.

Design Studio Corbetta Salvatore

MADE IN ITALY





## BRIDGE.

## .collection

### Struttura per tavoli

Componibile, dimensioni varie.  
Spalla: Tubo 50x50 mm  
Traverse: Tubo 40x40 mm

### Structure for tables

Modular, different sizes.  
Frame: Tube 50x50 mm  
Crossbars: Tube 40x40 mm

### Structure pour les tables

Modulaires, différentes dimensions.  
Pied: 50x50 mm Tube  
Traverse: 40x40 mm Tube

### Fissaggi

Piani legno  
Piani vetro (Ventose per vetro)

### Fixing

Wooden tops  
Glass tops (Rubber cushions)

### Fissages

Plateau en bois  
Plateau en verre  
(Avec verre ventouses)

### Dotazioni incluse

Regolabili

### Equipment included

Leveller

### Équipement inclus

Réglables

### Materiali & Finiture

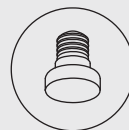
(Finiture pagina 156)  
Acciaio: Cromo / Verniciato

### Material & Finishing

(Finishes page 156)  
Steel: Chrome plated / Painted

### Material et Finissage

(Finissage page 156)  
Acier: Chrome / Laqué

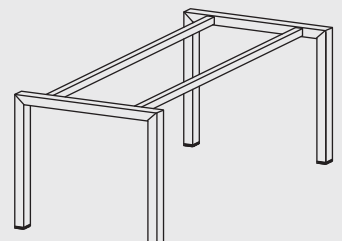
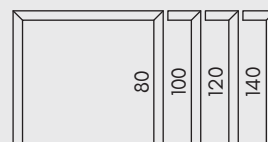


**SPALLA / FRAME / PIEDS**  
50x50 mm - Set 2 pcs

**TRAVERSE / CROSSBARS / TRAVERSES**  
40x40 mm - Set 2 pcs

**BT212.080L** L. 800 mm  
**BT212.100L** L. 1000 mm  
**BT212.120L** L. 1200 mm  
**BT212.140L** L. 1400 mm

**BT213.108L** 1200 mm lato/side/côté  
**BT213.128L** 1400 mm lato/side/côté  
**BT213.148L** 1600 mm lato/side/côté  
**BT213.168L** 1800 mm lato/side/côté  
**BT213.188L** 2000 mm lato/side/côté





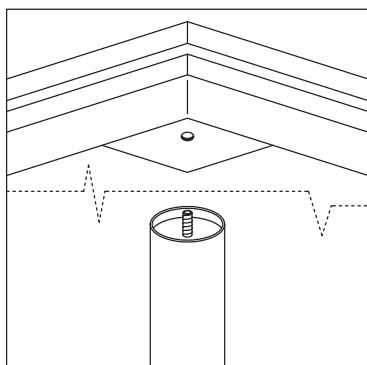
**Codici / Dimensioni disponibili:**  
**Codes / Available sizes:**  
**Codes / Dimension disponibles:**


**Gambe / Legs / Pied - Ø 50 mm**

BT.301.8080	80x80 cm
BT.301.80120	80x120 cm
BT.301.80140	80x140 cm
BT.301.80160	80x160 cm
BT.301.80180	80x180 cm

**Gambe / Legs / Pied - Ø 60 mm**

BT.302.8080	80x80 cm
BT.302.80120	80x120 cm
BT.302.80140	80x140 cm
BT.302.80160	80x160 cm
BT.302.80180	80x180 cm





## DOMINO.

## .collection

### Struttura per tavoli. H. 73 cm

Struttura sottopiano in tubo d'acciaio 40x20 mm  
Colore bianco, alluminio o nero.  
Gambe svitabili: 50/60 mm.

### Structure for tables. H. 73 cm

Tables with under top frame made in steel tube 40x20 mm paint white, black or aluminium.  
Removable legs: Ø 50/60 mm.

### Structure pour tables. H. 73 cm

Tables avec tube d'acier 40x20 mm laqué blanc, noires ou aluminium.  
Pied amovible: Ø 50/60 mm.

### Fissaggi

Piani legno

### Fixing

Wooden tops

### Fissages

Plateau bois

### Dotazioni incluse

Regolabili

### Equipment included

Adjustable feet

### Équipement inclus

Réglables

### Materiali & Finiture

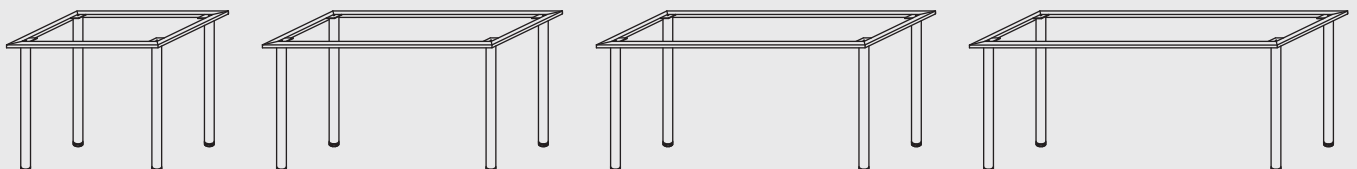
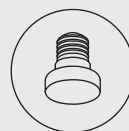
Gambe acciaio: Cromo  
Bianco / Nero / Alluminio

### Material & Finishing

Steel legs: Chrome plated / White  
Black / Aluminium

### Material et Finissage

Acier pied: Chrome / Blanc  
Noir / Aluminium



**WOOD Fixing** **BTCR8 (1 PCS)**



Crociera in ghisa per piani in legno  
Cast-iron cross for wooden tops  
Croix en fonte pour plateau en bois

**GLASS Fixing** **BTPL80 (Ø80 mm)**  
**BTPL100 (Ø100 mm)**

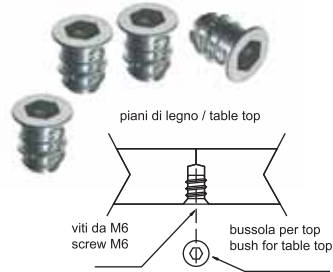


Platello inox per piani in vetro  
Ø 80 mm - Ø 100 mm  
Inox plate for glass tops  
Ø 80 mm - Ø 100 mm  
Plaque inox pour plateau en verre  
Ø 80 mm - Ø 100 mm

**WOOD Fixing** **BTPSI (1 PCS)**



Piastra in acciaio 320x320 mm per fissaggio piani in legno  
Steel plate 320x320 mm for wood tops  
Plaque d'acier 320x320 mm pour fixation dans les plateau en bois



**BTBS6MA (4 PCS)**

Bussole per i piani legno per viti 6 MA  
Bushes for wood tops - M 6  
Inserts pour les plateau bois - M 6



**BTRG6M (1 PCS)**

Regolabile altezza base 8 mm.  
Adjustable feet H. 8 mm.  
Réglable hauteur 8 mm.



**BTFG (1 PCS)**

Puntali in gomma  
Fix rubber plugs  
Pieds en caoutchouc



**BTPR (1 PCS)**

Supporti per tubi delle prolunghe  
Plastic supports for top extensions  
Supports de extensions plateau



**BTPR28TB (1 PCS)**

Tubi Ø 28 mm per prolunghe  
Tubes Ø 28 mm for extensions  
Tubes Ø 28 mm pour extensions



**BTGNZA (1 PCS)**

Giunto per piani in plastica  
Plastic joint for tops  
Raccord en plastique pour plateaux



**E1973 (1 PCS)**

Giunto per piani a leva in acciaio nichelato  
Steel joint for tops  
Raccord en acier pour plateaux



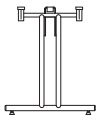
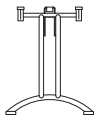
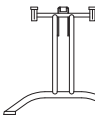
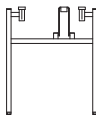
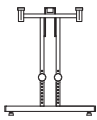
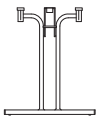
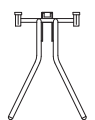
**REINFORCING BARS**

Barre in acciaio di rinforzo per fissaggio sotto il piano.  
Reinforcing steel bars for table tops.  
Les barres d'armature en acier pour le montage sous le plateau.






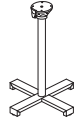
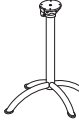
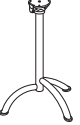
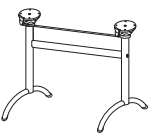
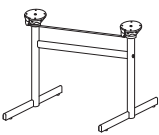
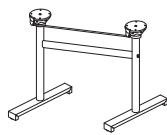
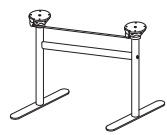


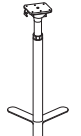
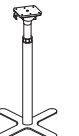
# FLEEXO.



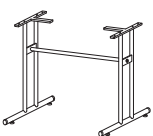

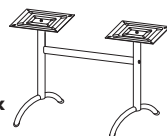

## flexo.device.A - 89.

90. FLEXO.1		92. FLEXO.2		93. FLEXO.2 big		94. FLEXO.3	
95. FLEXO.15		96. FLEXO.20		97. FLEXO.21			

## flexo.device.B - 98.

99. FLEXO.4		100. FLEXO.16		100. FLEXO.17		101. FLEXO.18	
101. FLEXO.19		102. FLEXO.23		102. FLEXO.5		103. FLEXO.14	
104. FLEXO.7		104. FLEXO.8		105. FLEXO.24		105. FLEXO.25	
106. FLEXO.1 up&down		106. FLEXO.2 up&down		107. FLEXO.3 up&down		107. FLEXO.4 up&down	

## flexo.fix

108. FLEXO.1 fix		108. FLEXO.2 fix		109. FLEXO.7 fix		109. FLEXO.8 fix	
---------------------	---	---------------------	---	---------------------	--	---------------------	---

## extra & accessories

110. SYSTEM	114. ACCESSORIES	116. TROLLEY	156. FINITURE ACCIAIO FINISHING STEEL FINISSAGE ACIER
----------------	---------------------	-----------------	--



Strutture di elementi tubolari in acciaio predisposte con appositi attacchi e di meccanismo per fissaggio al piano. Il meccanismo è dotato di sistema di bloccaggio dei fianchi sia a tavolo aperto che chiuso. Dotate di piedini regolabili. I tavoli che adottano questo sistema di basi possono essere sovrapposti, pallettizzati e impilati.

Tubular steel frame complete with connections and mechanism for top fixing. The mechanism is equipped with a frame locking system when table is open or close. Adjustable feet included. With this frame system tables can be stackable and piled up on pallets.

Structure en éléments tubulaires en acier, équipée de connexion et d'un mécanisme pour la fixation au plateau. Le mécanisme est équipé d'un système de verrouillage aussi bien en position ouverte que fermée. Les bases sont équipées de pieds réglables. Les plateaux équipés de ces structures peuvent être empilés sur eux mêmes ou sur un chariot.



CATAS TESTED: N° 50993



Meccanismo di chiusura realizzato in acciaio zincato ad alta resistenza. Permette la chiusura e l'apertura dei fianchi tavolo tramite la semplice pressione della leva posta nella parte superiore del meccanismo.

Closing mechanism made of high resistance steel. Allows the closing and opening of the table frame through the pressure of the lever placed in the upper part of the mechanism.

Mécanisme de blocage en acier galvanisé haute résistance. Permet l'ouverture et la fermeture de la structure par simple pression sur le levier dans la partie supérieure du mécanisme.




# FLEXO.1



Struttura in metallo tubolare con base lineare.  
Dotato di puntali regolabili in plastica.  
Disponibile con ruote.

Steel frame with linear base.  
All version with adjusters.  
Wheels available.

Structure métallique tubulaire avec base linéaire.  
Equipée de pieds en plastique réglables.  
Disponibile avec roues.



- 01. Cromo / Chrome
- 09. Alluminio / Aluminium
- 03. Nero / Black / Noir

Meccanismo di chiusura realizzato in acciaio zincato ad alta resistenza. Permette la chiusura e l'apertura dei fianchi tavolo tramite la semplice pressione della leva posta nella parte superiore del meccanismo.

Closing mechanism made of high resistance steel. Allows the closing and opening of the table frame through the pressure of the lever placed in the upper part of the mechanism.

Mécanisme de blocage en acier galvanisé haute résistance. Permet l'ouverture et la fermeture de la structure par simple pression sur le levier dans la partie supérieure du mécanisme.



Brevettato  
Patented  
Breveté

## K6023



## K6023.R180 - K6023.40



## K6023.R160

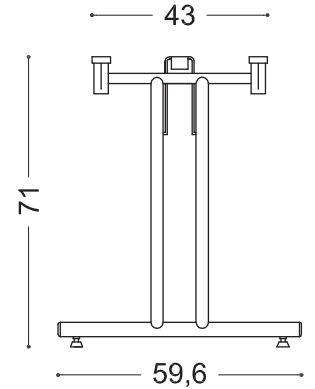
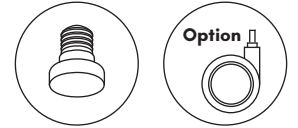
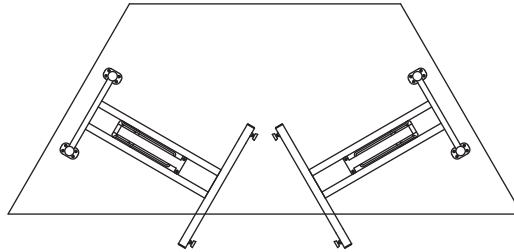
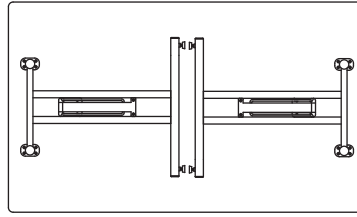


## FLEVO 1

Base standard larghezza 60 cm  
**Set 2 pezzi - Dimensioni piani:**  
Spessore minimo piano 24/25 mm  
Min. 700x1200 / Ø 1300 mm

Standard base wide 60 cm  
**Box 2 pcs - Tops size:**  
Thickness minimum top 24/25 mm  
Min. 700x1200 / Ø 1300 mm

Standard base 60 cm de large  
**Box 2 pcs - Dimensions des plateaux:**  
Epaisseur minimale 24/25 mm  
Min. 700x1200 / Ø 1300 mm

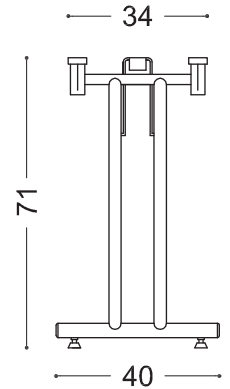
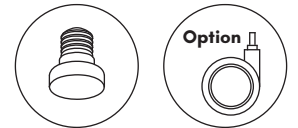
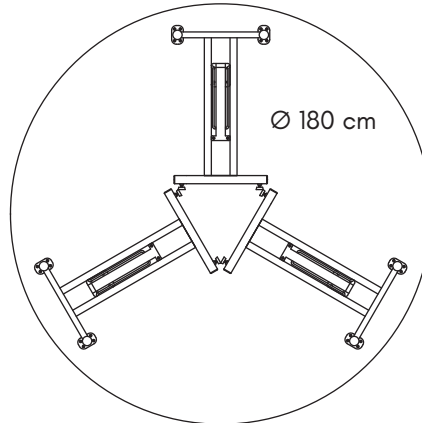
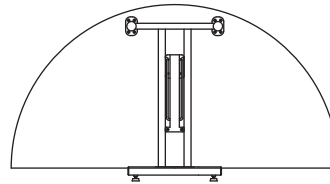


## FLEVO 1 - D180 / 40

Base larghezza 40 cm  
**Dimensioni piani:**  
Spessore minimo piano 24/25 mm  
**Set 3 pezzi - K6023D180:**  
Per piani tondi Ø 1800 mm  
**Set 2 pezzi - K6023/40**  
Mix. 50x120 cm

Base 40 cm wide  
**Tops size:**  
Thickness minimum top 24/25 mm  
**Box 3 pcs - K6023D180:**  
For round tops Ø 1800 mm  
**Box 2 pcs - K6023/40:**  
Mix. 50x120 cm

Base 40 cm de large  
**Dimensions des plateaux:**  
Epaisseur minimale 24/25 mm  
**Box 3 pcs - K6023D180:**  
Plateau ronde Ø 1800 mm  
**Box 2 pcs - K6023/40:**  
Mix. 50x120 cm

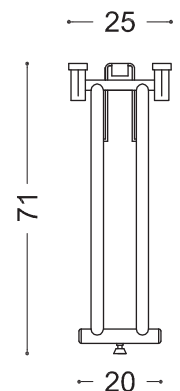
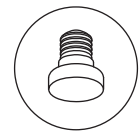
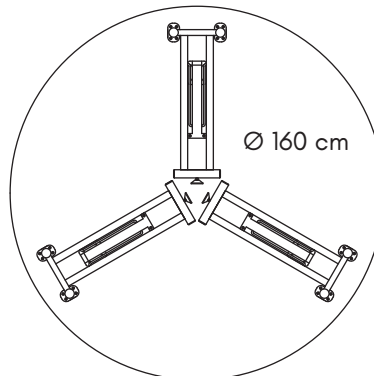


## FLEVO 1 D160

Base larghezza 20 cm  
**Set 3 pcs - Dimensioni piani:**  
Spessore minimo piano 24/25 mm  
Per piani tondi Ø 1600 mm

Base 20 cm wide  
**Box 3 pcs - Tops size:**  
Thickness minimum top 24/25 mm  
For round tops Ø 1600 mm

Base 20 cm de large  
**Box 3 pcs - Dimensions des plateaux:**  
Epaisseur minimale 24/25 mm  
Plateau ronde Ø 1600 mm



# FLEXO.2



Struttura in metallo tubolare con base curva. Set 2 pezzi.  
Predisposta con meccanismo di apertura e chiusura del piano.  
Dotato di piedini regolabili in plastica. Disponibile con ruote.

**Dimensioni dei piani:**

Spessore minimo piano 24/25 mm  
Minimo 700x1200 mm

Steel frame with curved base. Set 2 pieces.  
With mechanism for opening and closing of the top.  
With adjustable feet in plastic. Wheels available.

**Top size:**

Minimum thickness of top 24/25 mm  
Minimum 700x1200 mm

Structure métallique tubulaire avec base courbe. Set de 2 pièces.  
Equipée d'un mécanisme d'ouverture et verrouillage du piétement.  
Equipée de pieds en plastique réglables. Disponible avec roues.

**Dimensions des Plateaux:**

Épaisseur minimale 24/25 mm  
Minimum 700x1200 mm



Meccanismo di chiusura realizzato in acciaio zincato ad alta resistenza. Permette la chiusura e l'apertura dei fianchi tavolo tramite la semplice pressione della leva posta nella parte superiore del meccanismo.

Closing mechanism made of high resistance steel. Allows the closing and opening of the table frame through the pressure of the lever placed in the upper part of the mechanism.

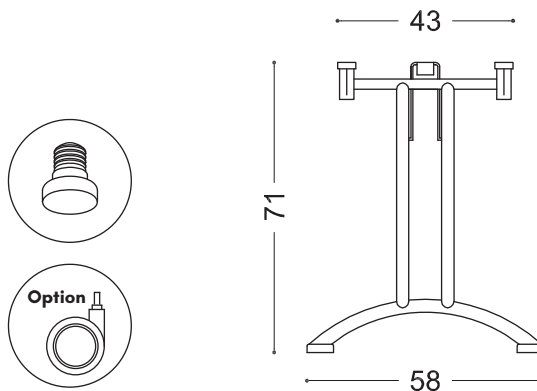
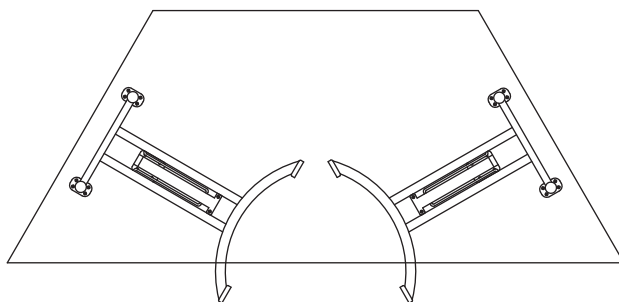
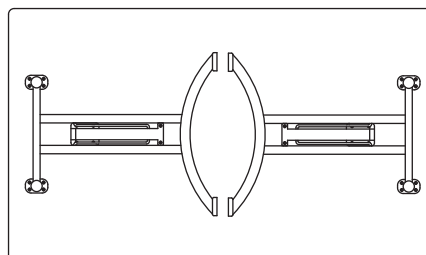
Mécanisme de blocage en acier galvanisé haute résistance. Permet l'ouverture et la fermeture de la structure par simple pression sur le levier dans la partie supérieure du mécanisme.



## K6027



01. Cromo / Chrome  
09. Alluminio / Aluminium  
03. Nero / Black / Noir



# FLEXO.2 BIG



Struttura in metallo tubolare con base semi-curva. Set 2 pezzi.  
Predisposta con meccanismo di apertura e chiusura del piano.  
Dotato di piedini regolabili in plastica.

**Dimensioni dei piani:**

Spessore minimo piano 24/25 mm  
Minimo 1200x1200 mm

Steel frame with curved base. Set 2 pieces.  
With mechanism for opening and closing of the top.  
With adjustable feet in plastic.

**Top size:**

Minimum thickness of top 24/25 mm  
Minimum 1200x1200 mm

Structure métallique tubulaire en acier avec base incurvée. Set de 2 pièces. Equipée d'un mécanisme d'ouverture et de verrouillage du piétement. Equipée de pieds en plastique réglables.

**Dimensions des Plateaux:**

Epaisseur minimale 24/25 mm  
Minimum 1200x1200 mm



Meccanismo di chiusura realizzato in acciaio zincato ad alta resistenza. Permette la chiusura e l'apertura dei fianchi tavolo tramite la semplice pressione della leva posta nella parte superiore del meccanismo.

Closing mechanism made of high resistance steel. Allows the closing and opening of the table frame through the pressure of the lever placed in the upper part of the mechanism.

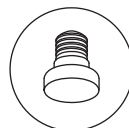
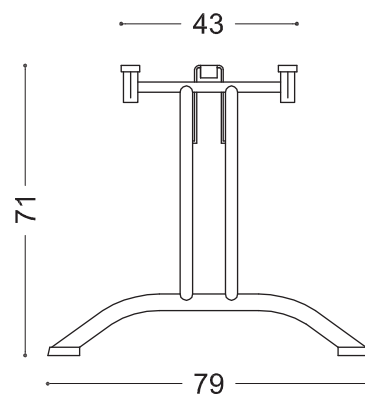
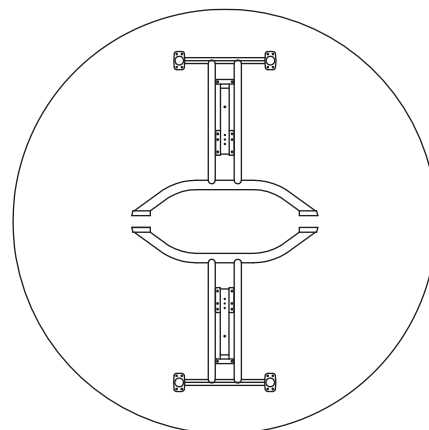
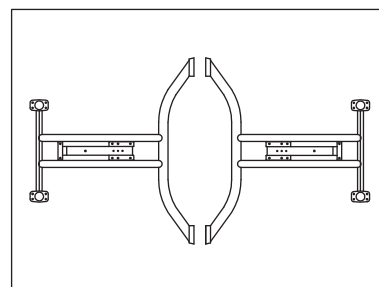
Mécanisme de blocage en acier galvanisé haute résistance. Permet l'ouverture et la fermeture de la structure par simple pression sur le levier dans la partie supérieure du mécanisme.





## K6046



01.Cromo / Chrome  
09. Alluminio / Aluminium  
03. Nero / Black / Noir





01. Cromo / Chrome  
09. Alluminio / Aluminium  
03. Nero / Black / Noir

Struttura in metallo creata appositamente con i meccanismi di apertura/chiusura del piano decentrati per essere utilizzata con piani ridotti e su tutti i lati. Set 2 pezzi. Predisposta con meccanismo di apertura e chiusura del piano. Con piedini regolabili.

**Dimensioni dei piani:**

Spessore minimo piano 24/25 mm  
Minimo 800x800 mm

Steel frame created with opening / closing mechanisms decentralized in order to be fit with small tops. Set 2 pieces. With adjustable plastic feet.

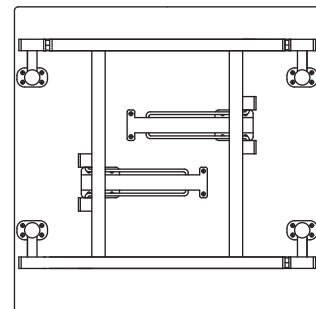
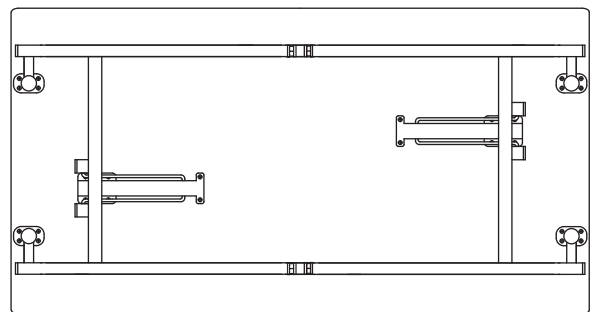
**Top size:**

Minimum thickness of top 24/25 mm  
Minimum 800x800 mm

Cette structure métallique a été conçue avec un mécanisme d'ouverture et de verrouillage décentré pour être utilisée avec des plateaux étroits et sur tous les cotés. Set de 2 pièces. Equipée de pieds en plastique réglables.

**Dimensions des Plateaux:**

Épaisseur minimale 24/25 mm  
Minimum 800x800 mm



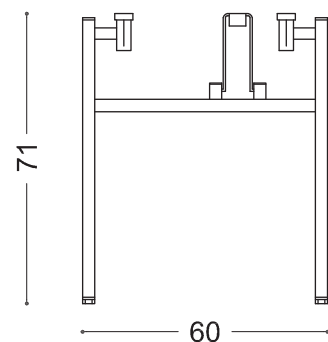
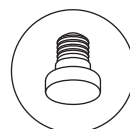
Meccanismo di chiusura realizzato in acciaio zincato ad alta resistenza. Permette la chiusura e l'apertura dei fianchi tavolo tramite la semplice pressione della leva posta nella parte superiore del meccanismo.

Closing mechanism made of high resistance steel. Allows the closing and opening of the table frame through the pressure of the lever placed in the upper part of the mechanism.

Mécanisme de blocage en acier galvanisé haute résistance. Permet l'ouverture et la fermeture de la structure par simple pression sur le levier dans la partie supérieure du mécanisme.




Brevettato  
Patented  
Breveté

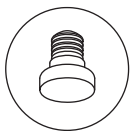


# FLEXO.15

## K30940



01.Cromo / Chrome



Struttura in metallo tubolare quadro con meccanismo allungabile della spalla che permette la regolazione della stessa a diverse altezze. Set 2 pezzi. Predisposta con meccanismo di apertura e chiusura del piano. Con piedini regolabili.

**Dimensioni dei piani:**

Spessore minimo piano 24/25 mm  
Minimo 700x1200 mm

Steel frame with extendable shoulders allows adjustment in different heights. Set 2 pieces. With adjustable plastic feet.

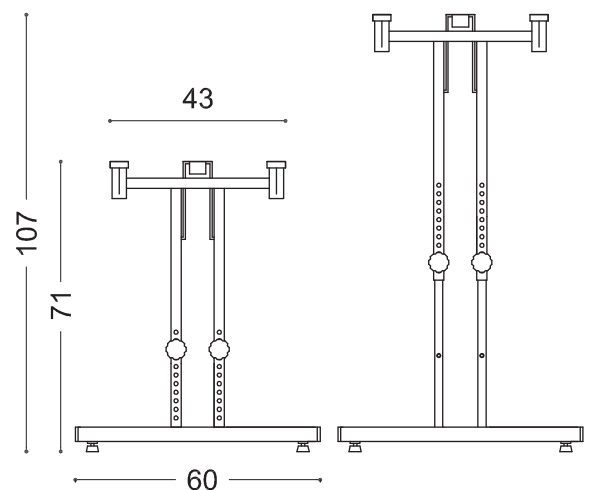
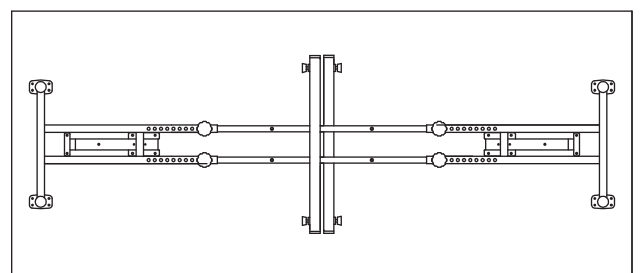
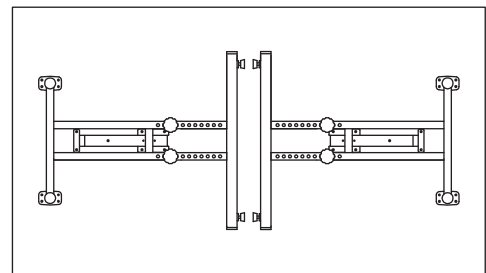
**Top size:**

Minimum thickness of top 24/25 mm  
Minimum 700x1200 mm

Structure métallique tubulaire en acier avec jambage coulissant pour réglage an hauteur. Set de 2 pièces. Equipée d'un mécanisme d'ouverture et de verrouillage du piétement. Equipée de pieds en plastique réglables.

**Dimensions des plateaux:**

Epaisseur minimale 24/25 mm  
700x1200 mm minimum



Meccanismo di chiusura realizzato in acciaio zincato ad alta resistenza. Permette la chiusura e l'apertura dei fianchi tavolo tramite la semplice pressione della leva posta nella parte superiore del meccanismo.

Closing mechanism made of high resistance steel. Allows the closing and opening of the table frame through the pressure of the lever placed in the upper part of the mechanism.




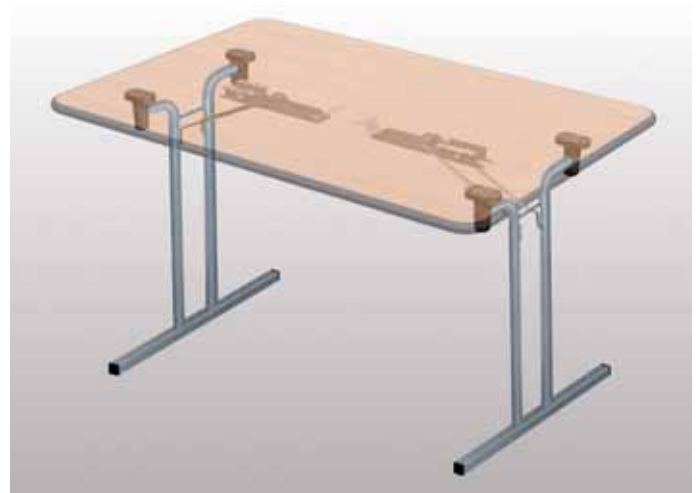
Mécanisme de blocage en acier galvanisé haute résistance. Permet l'ouverture et la fermeture de la structure par simple pression sur le levier dans la partie supérieure du mécanisme.



Brevettato  
Patented  
Breveté

# FLEXO.20

## K6031



01. Cromo / Chrome  
09. Alluminio / Aluminium  
03. Nero / Black / Noir

Struttura in metallo tubolare con base dritta. Set 2 pezzi.  
Predisposta con meccanismo di apertura e chiusura del piano.  
Dotata di puntali fissi in plastica.

**Dimensioni dei piani:**

Spessore minimo piano 24/25 mm  
Minimo 700x1200 mm

Steel frame with linear base. Set 2 pieces.  
With mechanism for opening and closing of the top.  
With fix plug in plastic.

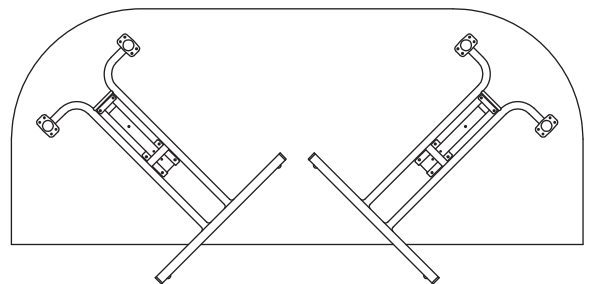
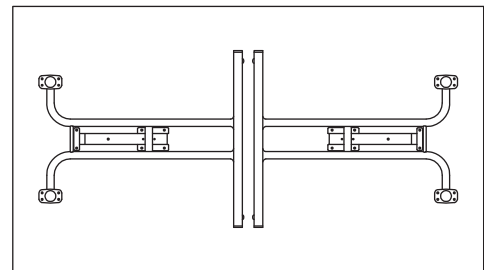
**Top size:**

Minimum thickness of top 24/25 mm  
Minimum 700x1200 mm

Structure métallique tubulaire avec base linéaire.  
Set de 2 pièces. Equipée de pieds en plastique fixes.

**Dimensions des Plateaux:**

Épaisseur minimale 24/25 mm  
Minimum 700x1200 mm



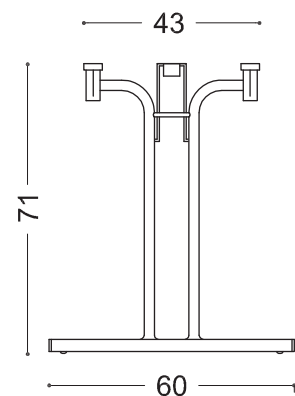
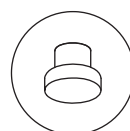
Meccanismo di chiusura realizzato in acciaio zincato ad alta resistenza. Permette la chiusura e l'apertura dei fianchi tavolo tramite la semplice pressione della leva posta nella parte superiore del meccanismo.

Closing mechanism made of high resistance steel. Allows the closing and opening of the table frame through the pressure of the lever placed in the upper part of the mechanism.

Mécanisme de blocage en acier galvanisé haute résistance. Permet l'ouverture et la fermeture de la structure par simple pression sur le levier dans la partie supérieure du mécanisme.



Brevettato  
Patented  
Breveté





# FLEXO.21



Struttura in metallo tubolare con base a Y rovesciata. Set 2 pezzi.  
Predisposta con meccanismo di apertura e chiusura del piano.  
Dotata di puntali fissi in plastica.

**Dimensioni dei piani:**

Spessore minimo piano 24/25 mm  
Minimo 700x1200 mm

Steel frame with Y base. Set 2 pieces.  
With mechanism for opening and closing of the top.  
With fix plug in plastic.

**Top size:**

Minimum thickness of top 24/25 mm  
Minimum 700x1200 mm

Structure métallique tubulaire avec base Y. Set de 2 pièces.  
Equipée de pieds en plastique fixes.

**Dimensions des Plateaux:**

Épaisseur minimale 24/25 mm  
Minimum 700x1200 mm

Meccanismo di chiusura realizzato in acciaio zincato ad alta resistenza. Permette la chiusura e l'apertura dei fianchi tavolo tramite la semplice pressione della leva posta nella parte superiore del meccanismo.



Closing mechanism made of high resistance steel. Allows the closing and opening of the table frame through the pressure of the lever placed in the upper part of the mechanism.

Mécanisme de blocage en acier galvanisé haute résistance. Permet l'ouverture et la fermeture de la structure par simple pression sur le levier dans la partie supérieure du mécanisme.

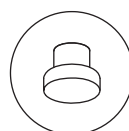
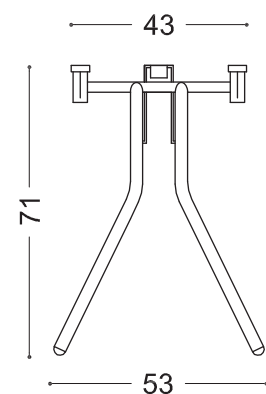
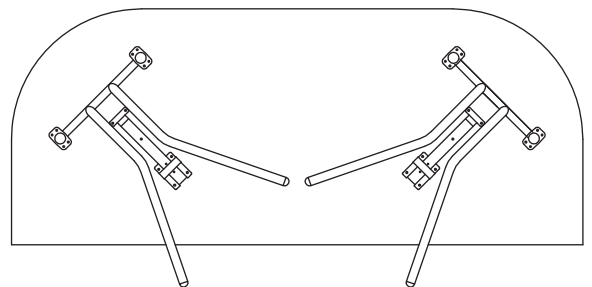
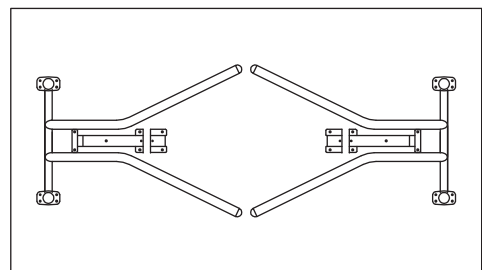


Brevettato  
Patented  
Breveté

## K6032



01. Cromo / Chrome  
09. Alluminio / Aluminium  
03. Nero / Black / Noir



# FLEXO. DEVICE.B

Strutture di elementi tubolari in acciaio predisposte con meccanismo ribaltabile in plastica ad alta resistenza per il ribaltamento dei piani. Tutte le strutture sono dotate di piedini regolabili. I tavoli che adottano questo sistema di basi possono essere sovrapposti, pallettizzati e impilati.

Metal bases provided with opening/closing top mechanism can be released by pulling red leveler. Mechanism is made by high strong plastic. All frames are equipped with adjustable feet. The tables which take this base system can be stacked, stacked on pallet.

Structure en éléments tubulaires en acier, équipée de connexion et d'un mécanisme pour la fixation au plateau. Le mécanisme est en matière plastique à haute résistance. Toutes les bases sont équipées de pieds réglables. Les plateaux équipés de ces structures peuvent être empilés sur eux mêmes ou sur un chariot.



**CATAS TESTED: N° 51041**



# FLEXO.4



Gamba pieghevole Ø 50 mm completo di meccanismo di apertura e chiusura. Dotata di distanziali antiusura che permettono di impilare i tavoli quando non sono utilizzati. Dotata di regolabile per adattarsi a qualsiasi pavimento.

Folding leg Ø 50 mm, complete with opening and closing mechanism. Suitable for all floor. Adjusters included.

Pied pliant 50mm métallique tubulaire avec mécanisme d'ouverture et fermeture du plateau. Equipé d'entretoise permettant d'empiler les tables. Equipé d'un pied réglable.

I tavoli che adottano questo sistema di supporti possono essere sovrapposti, pallettizzati e impilati.

Tables provided with this system are stackable, can be piled up on pallets.

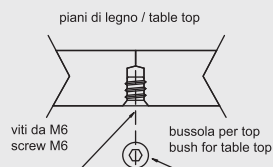
Les tableaux qui adoptent ce système de médias peuvent être empilés, palettisés et empilés.



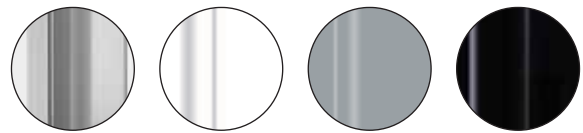
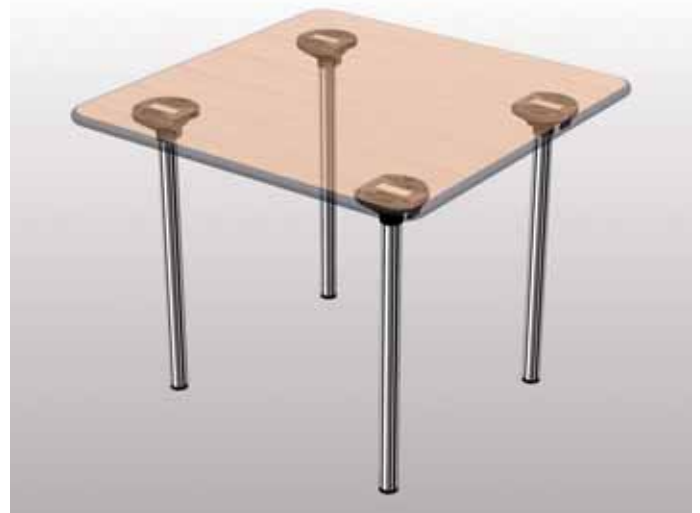
**IMPORTANTE:**  
Per un miglior ancoraggio al piano consigliamo di inserire nel top delle bussole in metallo.

**IMPORTANT:**  
To have a frame better fixing we suggest metal insert in the tops.

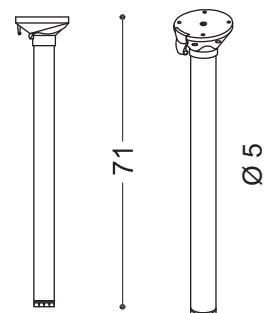
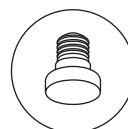
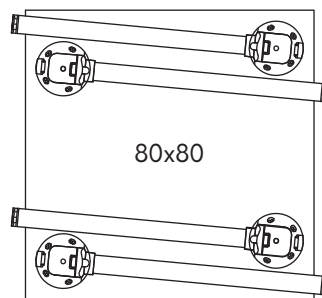
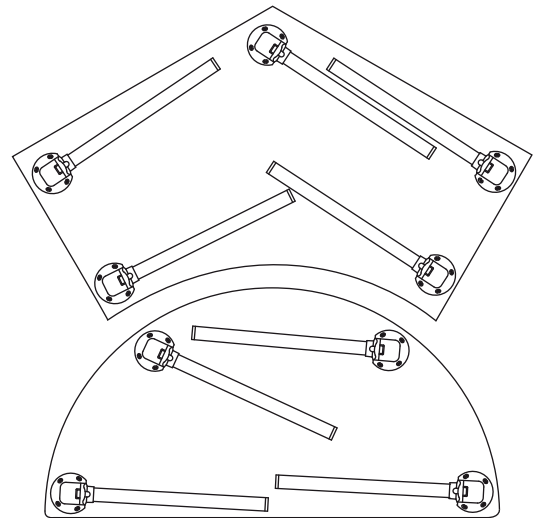
**IMPORTANT**  
Pour une meilleure fixation du piétement, prévoir des inserts dans le plateau.



## K0298

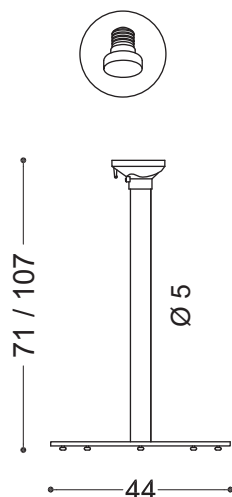


- 01. Cromo / Chrome / Chromé
- 02. Bianco / White / Blanc
- 09. Alluminio / Aluminium
- 03. Nero / Black / Noir



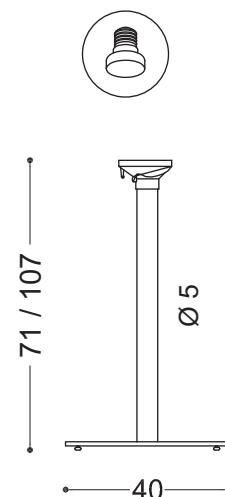
# FLEXO.16

K30937



# FLEXO.17

K30938



Struttura in acciaio. Basamento tondo Ø 440 mm, colonna Ø 50 mm completa di meccanismo di apertura/chiusura del piano. Versione indicata per tavolini con piani tondi/quadri di piccole dimensioni. La struttura è dotata di piedini regolabili.

**Dimensioni dei piani:** Massimo 700x700 / Ø 800 mm

Steel frame. Round base Ø 440 mm, column Ø 50 mm with mechanism to open & fold table top. This model is suitable for small round or square tops.

The structure is equipped with adjustable feet.

**Top size:** Maximum 700x700 / Ø 800 mm

Pied rabattabile en acier. Base ronde plate Ø 440 mm, colonne Ø 50 mm avec mécanisme d'ouverture et fermeture du plateau. Adapté pour de petits plateaux ronds ou carrés. Equipé de pieds réglables.

**Dimensions des plateaux:** Maximum 700x700 / Ø 800 mm

Struttura in acciaio. Basamento quadrato 400x400 mm, colonna Ø 50 mm completa di meccanismo di apertura/chiusura del piano. Versione indicata per tavolini con piani tondi/quadri di piccole dimensioni. La struttura è dotata di piedini regolabili.

**Dimensioni dei piani:** Massimo 700x700 / Ø 800 mm

Steel frame. Square base 400x400 mm, column Ø 50 mm with mechanism to open & fold table top. This model is suitable for small round or square tops.

The structure is equipped with adjustable feet.

**Top size:** Maximum 700x700 / Ø 800 mm

Pied rabattable en acier. Base plate carrée 400x400 mm, colonne Ø 50 mm avec mécanisme d'ouverture et fermeture du plateau. Adapté pour de petits plateaux ronds ou carrés. Equipé de pieds réglables.

**Dimensions des plateaux:** Maximum 700x700 / Ø 800 mm

#### IMPORTANTE:

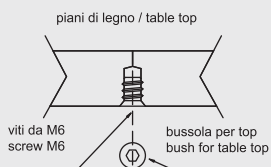
Per un miglior ancoraggio al piano consigliamo di inserire nel top delle bussolle in metallo.

#### IMPORTANT:

To have a frame better fixing we suggest metal insert in the tops.

#### IMPORTANT

Pour une meilleure fixation du piétement, prévoir des inserts dans le plateau.



#### Materiali & Finiture (Finiture pagina 156)

Acciaio:  
Cromo / Verniciato  
Acciaio Inox: Satinato

#### Material & Finishing (Finishes page 156)

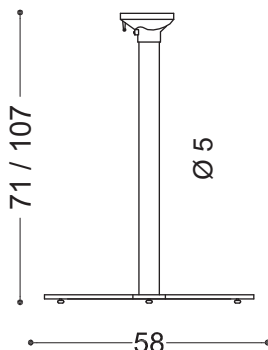
Steel:  
Chrome / Painted  
Stainless steel: Satin

#### Material et Finissage (Finissage page 156)

Acier: Chrome / Laqué  
Acier Inox: Satiné

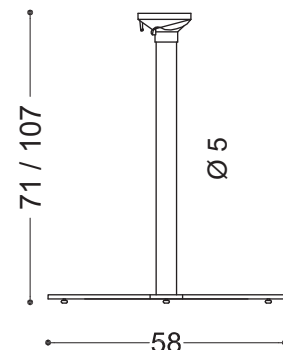
# FLEXO.18

K30942



# FLEXO.19

K30943



Struttura in acciaio. Base Petal 3 - Ø 580 mm, colonna Ø 50 mm completa di meccanismo di apertura/chiusura del piano. Versione indicata per tavolini con piani tondi/quadri di piccole dimensioni. La struttura è dotata di piedini regolabili.

**Dimensioni dei piani:** Massimo Ø 700 mm

Steel frame. Petal 3 base - Ø 580 mm, column Ø 50 mm with mechanism to open & fold table top. This model is suitable for small round or square tops.

The structure is equipped with adjustable feet.

**Top size:** Maximum Ø 700 mm

Pied rabattable en acier. Base Petal 3 - Ø 580 mm, colonne Ø 50 mm avec mécanisme d'ouverture et fermeture du plateau. Adapté pour de petits plateaux ronds ou carrés. Equipé de pieds réglables.

**Dimensions des plateaux:** Maximum Ø 700 mm

Struttura in acciaio. Base Petal 4 - Ø 580 mm, colonna Ø 50 mm completa di meccanismo di apertura/chiusura del piano. Versione indicata per tavolini con piani tondi/quadri di piccole dimensioni. La struttura è dotata di piedini regolabili.

**Dimensioni dei piani:** Massimo 700x700 / Ø 800 mm

Steel frame. Petal 4 base - Ø 580 mm, column Ø 50 mm with mechanism to open & fold table top. This model is suitable for small round or square tops.

The structure is equipped with adjustable feet.

**Top size:** Maximum 700x700 / Ø 800 mm

Pied rabattable en acier.- Base Petal 4 - Ø 580 mm, colonne Ø 50 mm avec mécanisme d'ouverture et fermeture du plateau. Adapté pour de petits plateaux ronds ou carrés. Equipé de pieds réglables.

**Dimensions des plateaux:** Maximum 700x700 / Ø 800 mm

#### IMPORTANTE:

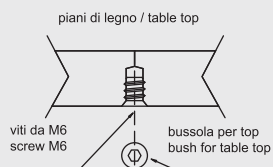
Per un miglior ancoraggio al piano consigliamo di inserire nel top delle bussole in metallo.

#### IMPORTANT:

To have a frame better fixing we suggest metal insert in the tops.

#### IMPORTANT

Pour une meilleure fixation du piétement, prévoir des inserts dans le plateau.



#### Materiali & Finiture

(Finiture pagina 156)

Acciaio: Verniciato

#### Material & Finishing

(Finishes page 156)

Steel: Painted

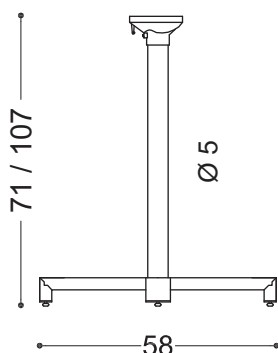
#### Material et Finissage

(Finissage page 156)

Acier: Laqué

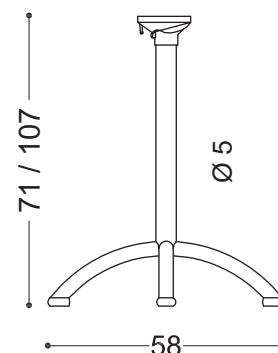
# FLEXO.23

K30945



# FLEXO.5

K30933



Struttura in acciaio o in acciaio inox. Tetris - Ø 580 mm, colonna Ø 50 mm completa di meccanismo di apertura/chiusura del piano. Versione indicata per tavolini con piani tondi/quadri di piccole dimensioni. La struttura è dotata di piedini regolabili.

**Dimensioni dei piani:** Massimo 700x700 / Ø 800 mm

Steel or stainless steel frame. Tetris base - Ø 580 mm, column Ø 50 mm with mechanism to open & fold table top. This model is suitable for small round or square tops.

The structure is equipped with adjustable feet.

**Top size:** Maximum 700x700 / Ø 800 mm

Pied rabattable en acier ou acier inox. Base Tetris - Ø 580 mm, colonne Ø 50 mm avec mécanisme d'ouverture et fermeture du plateau. Adapté pour de petits plateaux ronds ou carrés. Equipé de pieds réglables.

**Dimensions des plateaux:** Maximum 700x700 / Ø 800 mm

Struttura in acciaio. Base curva a croce Ø 580 mm, colonna Ø 50 mm completa di meccanismo di apertura/chiusura del piano. Versione indicata per tavolini con piani tondi/quadri di piccole dimensioni. La struttura è dotata di piedini regolabili.

**Dimensioni dei piani:** Massimo 700x700 / Ø 800 mm

Steel frame. Curved cross base - Ø 580 mm, column Ø 50 mm with mechanism to open & fold table top. This model is suitable for small round or square tops.

The structure is equipped with adjustable feet.

**Top size:** Maximum 700x700 / Ø 800 mm

Pied rabattable en acier. Base en croix incurvée - Ø 580 mm, colonne Ø 50 mm avec mécanisme d'ouverture et fermeture du plateau. Adapté pour de petits plateaux ronds ou carrés. Equipé de pieds réglables.

**Dimensions des plateaux:** Maximum 700x700 / Ø 800 mm

## IMPORTANTE:

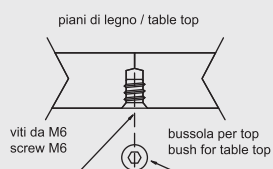
Per un miglior ancoraggio al piano consigliamo di inserire nel top delle bussoline in metallo.

## IMPORTANT:

To have a frame better fixing we suggest metal insert in the tops.

## IMPORTANT

Pour une meilleure fixation du piétement, prévoir des inserts dans le plateau.



## Materiali & Finiture

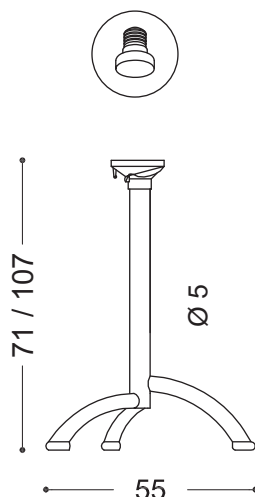
(Finiture pagina 156)  
Acciaio: Verniciato,  
Cromato (Solo 30933)

## Material & Finishing

(Finishes page 156)  
Steel: Painted  
Chrome (Only 30933)

## Material et Finissage

(Finissage page 156)  
Acier: Laqué  
Chrome (Code 30933)



I tavoli che adottano questo sistema di supporti possono essere sovrapposti, pallettizzati e impilati.

Tables provided with this system are stackable, can be piled up on pallets.

Les tableaux qui adoptent ce système de médias peuvent être empilés, palettisés et empilés.



Base in acciaio dotata di base con 3 piedi a diverse altezze per consentire la sovrapposibilità dei tavolini una volta ribaltato il piano. Base Ø 550 mm, colonna Ø 50 mm completa di meccanismo di apertura/chiusura del piano. Versione indicata per tavolini con piani tondi/quadri di piccole dimensioni. La struttura è dotata di piedini regolabili.

**Dimensioni dei piani:** Massimo Ø 700 mm

Steel base frame fitted with different heights base arms to allow the overlapping of the tables when close top. Base Ø 580 mm, column Ø 50 mm with mechanism to open & fold table top. This model is suitable for small round or square tops. The structure is equipped with adjustable feet.

**Top size:** Maximum Ø 700 mm

Pied rabattabile en acier. En croix 3 branches décalées pour permettre la juxtaposition des tables repliées. Base Ø 580 mm, colonne Ø 50 mm avec mécanisme d'ouverture et fermeture du plateau. Adapté pour de petits plateaux ronds ou carrés. Equipé de pieds réglables.

**Dimensions des plateaux:** Maximum Ø 700 mm

#### IMPORTANTE:

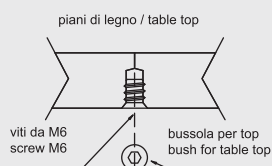
Per un miglior ancoraggio al piano consigliamo di inserire nel top delle bussoline in metallo.

#### IMPORTANT:

To have a frame better fixing we suggest metal insert in the tops.

#### IMPORTANT

Pour une meilleure fixation du piétement, prévoir des inserts dans le plateau.



#### Materiali & Finiture

(Finiture pagina 156)

Acciaio:

Cromo / Verniciato

#### Material & Finishing

(Finishes page 156)

Steel:

Chrome / Painted

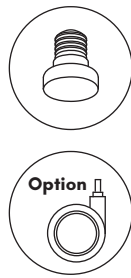
#### Material et Finissage

(Finissage page 156)

Acier: Chrome / Laqué

# FLEXO.7

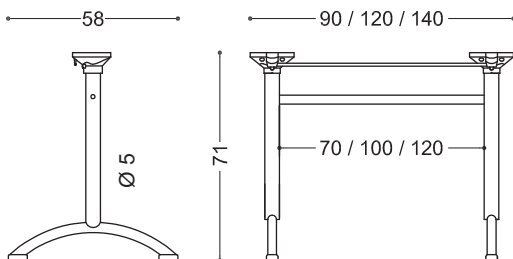
K30934



Struttura in metallo composta da due finali con basamento curvato collegati tra loro da una traversa. Completa di meccanismo per il ribaltamento del piano. La struttura è dotata di piedini regolabili. Disponibile con ruote.  
**Dimensioni dei piani:** Min. 120x70 / Max. 180x90 cm

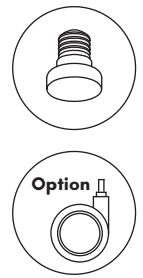
Curved double steel frame with connection crossbar. Complete with opening/closing mechanism for rectangular tops. Adjustable feet included. Wheels available.  
**Tops size:** Min. 120x70 / Max. 180x90 cm

Structure rabattable en acier composé de 2 pieds à base incurvée, reliés par une traverse. Avec mécanisme d'ouverture et fermeture du plateau. Equipé de pieds réglables. Disponible avec roues.  
**Dimensions des plateaux:** Min. 120x70 / Max. 180x90 cm



# FLEXO.8

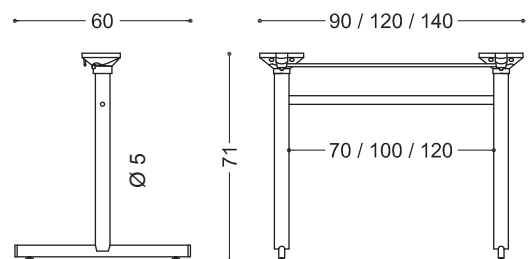
K30932



Struttura in metallo composta da due finali con basamento lineare collegati tra loro da una traversa. Completa di meccanismo per il ribaltamento del piano. La struttura è dotata di piedini regolabili. Disponibile con ruote.  
**Dimensioni dei piani:** Min. 120x70 / Max. 180x90 cm

Linear double steel frame with connection crossbar. Complete with opening/closing mechanism for rectangular tops. Adjustable feet included. Wheels available.  
**Dimensions of tops:** Min. 120x70 / Max. 180x90 cm

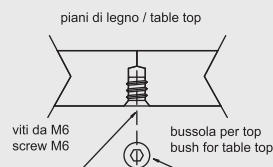
Structure rabattable métallique composé de 2 pieds à base linéaire, reliés par une traverse. Avec mécanisme d'ouverture et fermeture du plateau. Equipé de pieds réglables. Disponible avec roues.  
**Dimensions des plateaux:** Min. 120x70 / Max. 180x90 cm



**IMPORTANTE:**  
Inserire nel top delle bussole in metallo.

**IMPORTANT:**  
Metal insert in the tops.

**IMPORTANT**  
Inserts dans le plateau.



**Materiali & Finiture**  
(Finiture pagina 156)  
Acciaio:  
Cromato / Verniciato

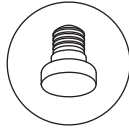
**Material & Finishing**  
(Finishes page 156)  
Steel:  
Chrome / Painted

**Material et Finissage**  
(Finissage page 156)  
Acier:  
Chrome / Laqué



# FLEXO.24

K30946



Struttura in metallo composta da due finali con basamento TETRIS collegati tra loro da una traversa. Completa di meccanismo per il ribaltamento del piano. La struttura è dotata di piedini regolabili.

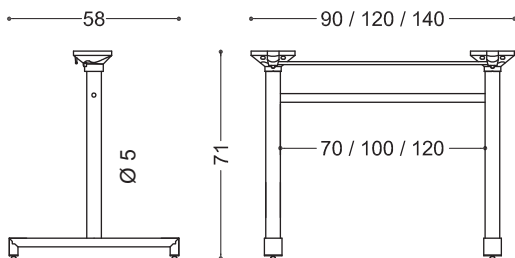
**Dimensioni dei piani:** Min. 120x70 / Max. 180x90 cm

TETRIS base steel frame with connection crossbar. Complete with opening/closing mechanism for rectangular tops. Adjustable feet included.

**Dimensions of tops:** Min. 120x70 / Max. 180x90 cm

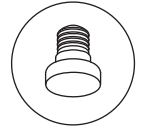
Structure rabattable métallique composé de 2 pieds TETRIS, reliés par une traverse. Avec mécanisme d'ouverture et fermeture du plateau. Equipé de pieds réglables.

**Dimensions des plateaux:** Min. 120x70 / Max. 180x90 cm



# FLEXO.25

K30947



Struttura in metallo composta da due finali con basamento PETAL collegati tra loro da una traversa. Completa di meccanismo per il ribaltamento del piano. La struttura è dotata di piedini regolabili.

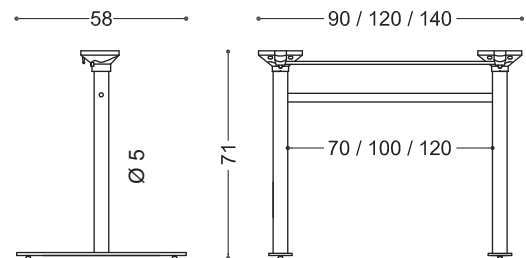
**Dimensioni dei piani:** Min. 120x70 / Max. 180x90 cm

PETAL steel frame with connection crossbar. Complete with opening/closing mechanism for rectangular tops. Adjustable feet included.

**Dimensions of tops:** Min. 120x70 / Max. 180x90 cm

Structure rabattable en acier composé de 2 pieds PETAL, reliés par une traverse. Avec mécanisme d'ouverture et fermeture du plateau. Equipé de pieds réglables.

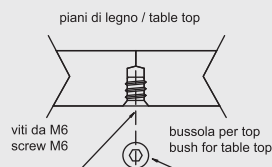
**Dimensions des plateaux:** Min. 120x70 / Max. 180x90 cm



**IMPORTANTE:**  
Inserire nel top delle bussine in metallo.

**IMPORTANT:**  
Metal insert in the tops.

**IMPORTANT**  
Inserts dans le plateau.



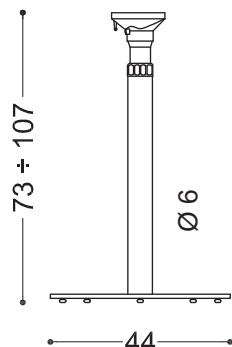
**Materiali & Finiture**  
(Finiture pagina 156)  
Acciaio: Verniciato,

**Material & Finishing**  
(Finishes page 156)  
Steel: Painted

**Material et Finissage**  
(Finissage page 156)  
Acier: Laqué

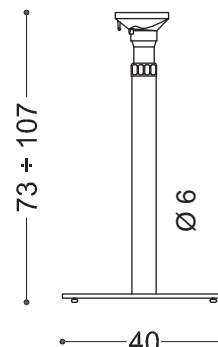
# FLEXO.U&D.1

## BT133.073L



# FLEXO.U&D.2

## BT135.073L



Struttura in acciaio. Basamento tondo Ø 440 mm, colonna Ø 60 mm completa di meccanismo di ribaltamento del piano. Dotato di sistema UP&DOWN (Pag. XXX) per la regolazione dell'altezza in 15 posizioni. La struttura è dotata di piedini regolabili.

**Dimensioni dei piani:** Massimo 700x700 / Ø 800 mm

Steel frame. Round base Ø 440 mm, column Ø 60 mm with mechanism to open & fold table top. Equipped with a system UP&DOWN (Page XXX) for height adjustment in 15 positions and adjustable feet.

**Top size:** Maximum 700x700 / Ø 800 mm

Pied rabattable métallique. Base ronde plate Ø 440 mm, colonne Ø 60 mm avec mécanisme d'ouverture et fermeture du plateau. Equipée de système UP&DOWN (Page XXX) de réglage hauteur en 15 positions et de pieds réglables.

**Dimensions des plateaux:** Maximum 700x700 / Ø 800 mm

Struttura in acciaio. Basamento quadro 400x400 mm, colonna Ø 60 mm completa di meccanismo di ribaltamento del piano. Dotato di sistema UP&DOWN (Pag. XXX) per la regolazione dell'altezza in 15 posizioni. La struttura è dotata di piedini regolabili.

**Dimensioni dei piani:** Massimo 700x700 / Ø 800 mm

Steel frame. Square base 400x400 mm, column Ø 60 mm with mechanism to open & fold table top. Equipped with a system UP&DOWN (Page XXX) for height adjustment in 15 positions and adjustable feet.

**Top size:** Maximum 700x700 / Ø 800 mm

Pied rabattable métallique. Base plate carrée 400x400 mm, colonne Ø 60 mm avec mécanisme d'ouverture et fermeture du plateau. Equipée de système UP&DOWN (Page XXX) de réglage hauteur en 15 positions et de pieds réglables.

**Dimensions des plateaux:** Maximum 700x700 / Ø 800 mm

#### IMPORTANTE:

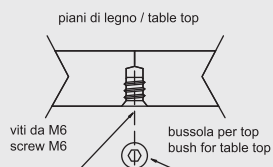
Per un miglior ancoraggio al piano consigliamo di inserire nel top delle bussole in metallo.

#### IMPORTANT:

To have a frame better fixing we suggest metal insert in the tops.

#### IMPORTANT

Pour une meilleure fixation du piétement, prévoir des inserts dans le plateau.



#### Materiali & Finiture

Acciaio: Cromato

#### Material & Finishing

Steel: Chrome plated

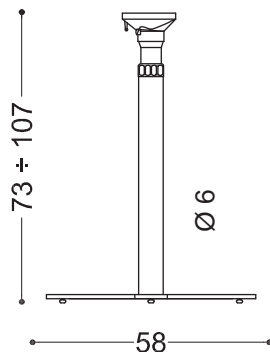
#### Material et Finissage

Acier: Chromé



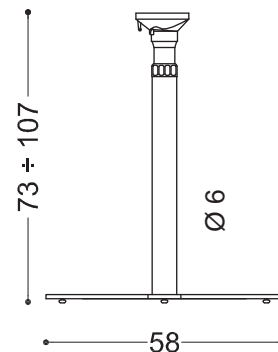
# FLEXO.U&D.3

## BT137.073L



# FLEXO.U&D.4

## BT138.073L



Struttura in acciaio. Basamento PETAL 3 Ø 580 mm, colonna Ø 60 mm completa di meccanismo di ribaltamento del piano. Dotato di sistema UP&DOWN (Pag. XXX) per la regolazione dell'altezza in 15 posizioni. La struttura è dotata di piedini regolabili.

**Dimensioni dei piani:** Massimo Ø 700 mm

Steel frame. PETAL 3 base Ø 580 mm, column Ø 60 mm with mechanism to open & fold table top. Equipped with a system UP&DOWN (Page XXX) for height adjustment in 15 positions and adjustable feet.

**Top size:** Maximum Ø 700 mm

Pied rabattable métallique. Base PETAL 3 Ø 580 mm, colonne Ø 60 mm avec mécanisme d'ouverture et fermeture du plateau. Equipée de système UP&DOWN (Page XXX) de réglage hauteur en 15 positions et de pieds réglables.

**Dimensions des plateaux:** Maximum Ø 700 mm

Struttura in acciaio. Basamento PETAL 4 Ø 580 mm, colonna Ø 60 mm completa di meccanismo di ribaltamento del piano. Dotato di sistema UP&DOWN (Pag. XXX) per la regolazione dell'altezza in 15 posizioni. La struttura è dotata di piedini regolabili.

**Dimensioni dei piani:** Massimo 700x700 / Ø 800 mm

Steel frame. PETAL 4 base Ø 580 mm, column Ø 60 mm with mechanism to open & fold table top. Equipped with a system UP&DOWN (Page XXX) for height adjustment in 15 positions and adjustable feet.

**Top size:** Maximum 700x700 / Ø 800 mm

Pied rabattable métallique. Base PETAL 4 Ø 580 mm, colonne Ø 60 mm avec mécanisme d'ouverture et fermeture du plateau. Equipée de système UP&DOWN (Page XXX) de réglage hauteur en 15 positions et de pieds réglables.

**Dimensions des plateaux:** Maximum 700x700 / Ø 800 mm

#### IMPORTANTE:

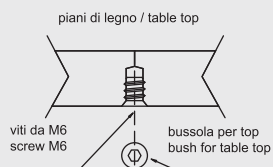
Per un miglior ancoraggio al piano consigliamo di inserire nel top delle bussole in metallo.

#### IMPORTANT:

To have a frame better fixing we suggest metal insert in the tops.

#### IMPORTANT

Pour une meilleure fixation du piétement, prévoir des inserts dans le plateau.



#### Materiali & Finiture

Acciaio: Cromato

#### Material & Finishing

Steel: Chrome plated

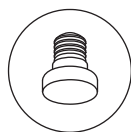
#### Material et Finissage

Acier: Chromé



# FLEXO.FIX.1

## K6061



Struttura fissa in metallo con base lineare per tavoli dotata di piedini regolabili. Disponibile con ruote.

**Dimensioni dei piani:** Min. 70x100 / Max. 90x180 cm

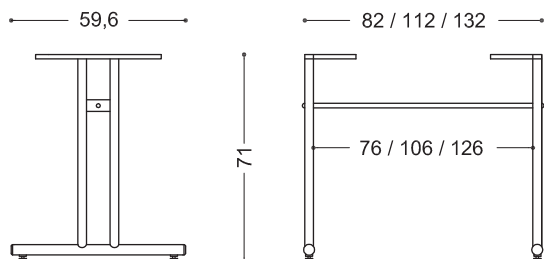
Steel fix frame with linear base. Adjustable feet included. Wheels available.

**Top size:** Min. 70x100 / Max. 90x180 cm

Structure fixe métallique composé de 2 pieds à base linéaire, reliés par une traverse. Equipé de pieds réglables. Disponible avec roues.

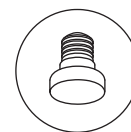
**Dimensions des plateaux:** Min. 70x100 / Max. 90x180 cm

**Similare / Similar / Similaire code:** Flexo 1 - K6023



# FLEXO.FIX.2

## K6062



Struttura fissa in metallo con base curva per tavoli dotata di piedini regolabili. Disponibile con ruote.

**Dimensioni dei piani:** Min. 70x100 / Max. 90x180 cm

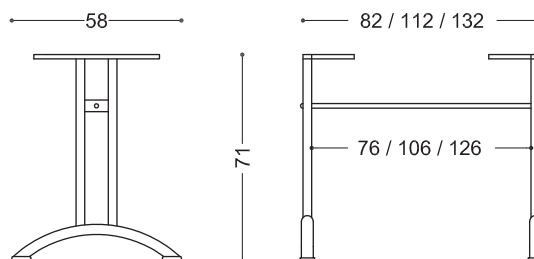
Steel fix frame with curved base. Adjustable feet included. Wheels available.

**Top size:** Min. 70x100 / Max. 90x180 cm

Structure fixe métallique composé de 2 pieds à base incurvée, reliés par une traverse. Equipé de pieds réglables. Disponible avec roues.

**Dimensions des plateaux:** Min. 70x100

**Similare / Similar / Similaire code:** Flexo 2 - K6027



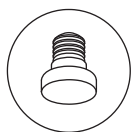
**Materiali & Finiture**  
(Finiture pagina 156)  
Acciaio:  
Cromato / Verniciato

**Material & Finishing**  
(Finishes page 156)  
Steel:  
Chrome / Painted

**Material et Finissage**  
(Finissage page 156)  
Acier:  
Chrome / Laqué

# FLEXO.FIX.7

## K6065



Struttura fissa in metallo con base curva per tavoli dotata di piedini regolabili. Disponibile con ruote.

**Dimensioni dei piani:** Min. 70x120 / Max. 90x180 cm

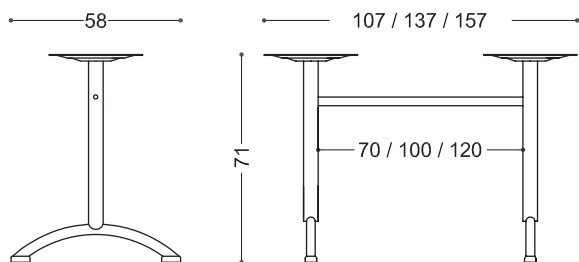
Steel fix frame with curved base. Adjustable feet included. Wheels available.

**Top size:** Min. 70x120 / Max. 90x180 cm

Structure fixe métallique composé de 2 pieds à base incurvée, reliés par une traverse. Equipé de pieds réglables. Disponible avec roulettes.

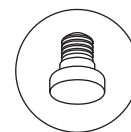
**Dimensions des plateaux:** Min. 70x120

**Similare / Similar / Similaire code:** Flexo 7 - K30934



# FLEXO.FIX.8

## K6066



Struttura fissa in metallo con base lineare per tavoli dotata di piedini regolabili. Disponibile con ruote.

**Dimensioni dei piani:** Min. 70x120 / Max. 90x180 cm

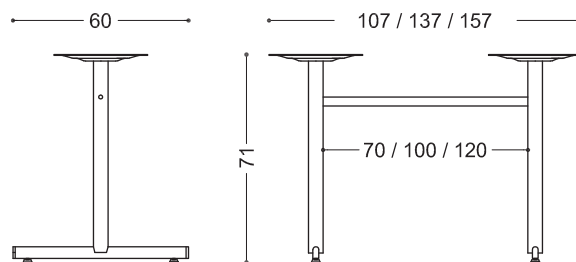
Steel fix frame with linear base. Adjustable feet included. Wheels available.

**Top size:** Min. 70x120 / Max. 90x180 cm

Structure fixe métallique composé de 2 pieds à base linéaire, reliés par une traverse. Equipé de pieds réglables. Disponible avec roulettes.

**Dimensions des plateaux:** Min. 70x120

**Similare / Similar / Similaire code:** Flexo 8 - K30932



**Materiali & Finiture**  
(Finiture pagina 156)  
Acciaio:  
Cromato / Verniciato

**Material & Finishing**  
(Finishes page 156)  
Steel:  
Chrome / Painted

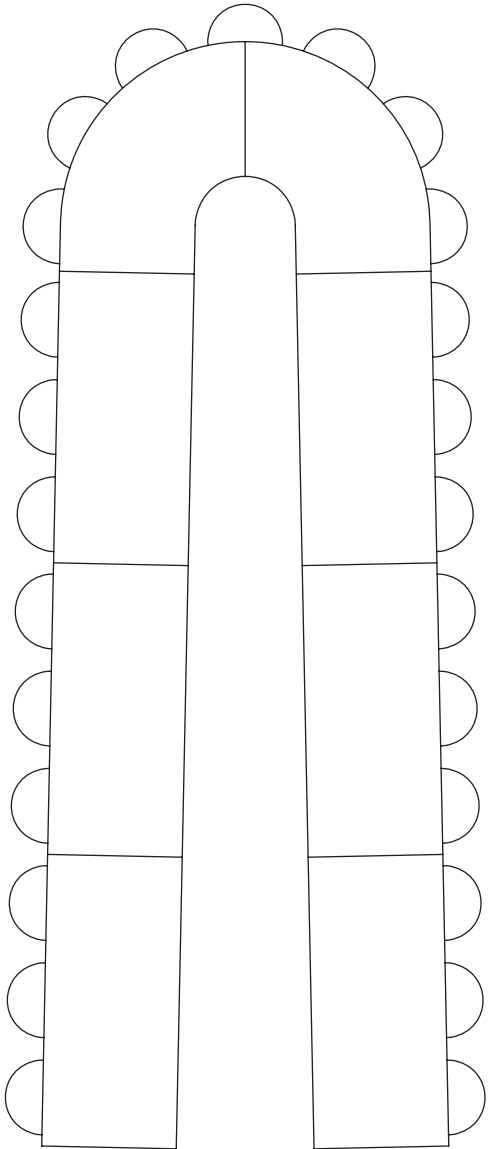
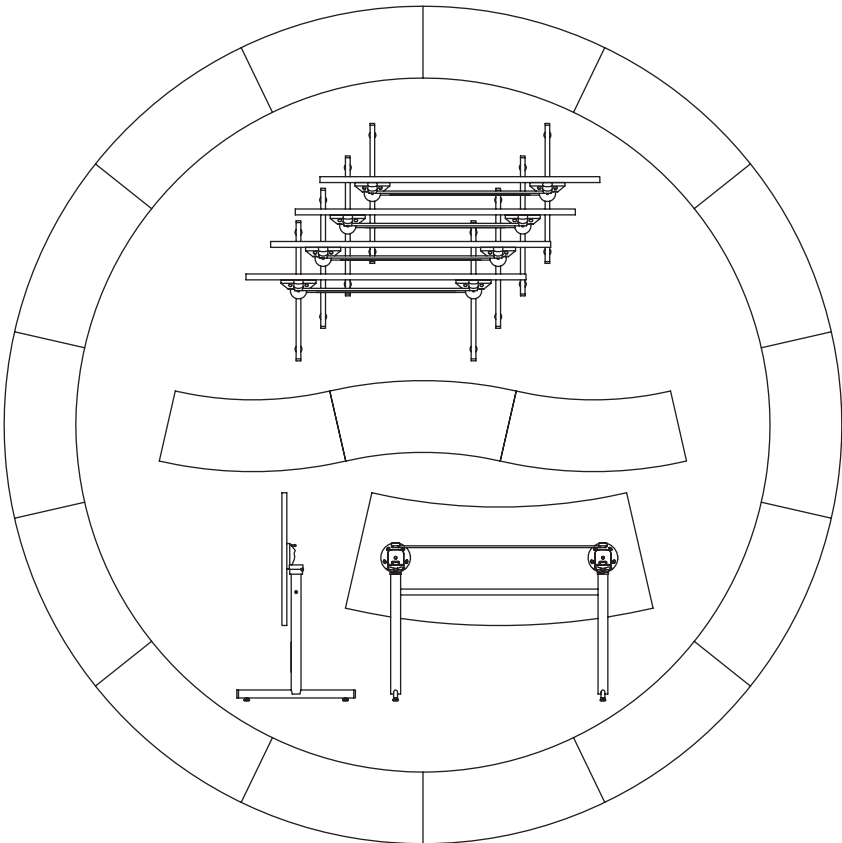
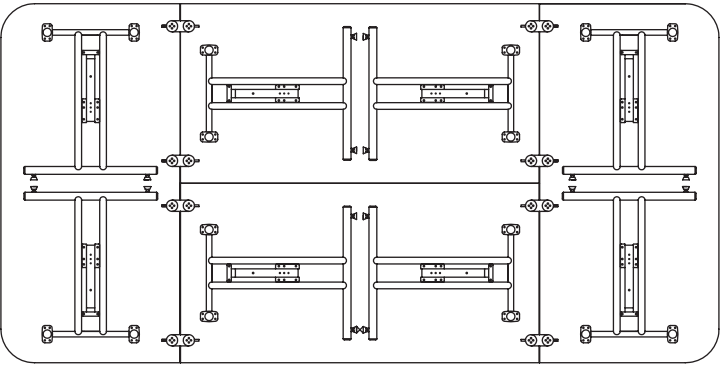
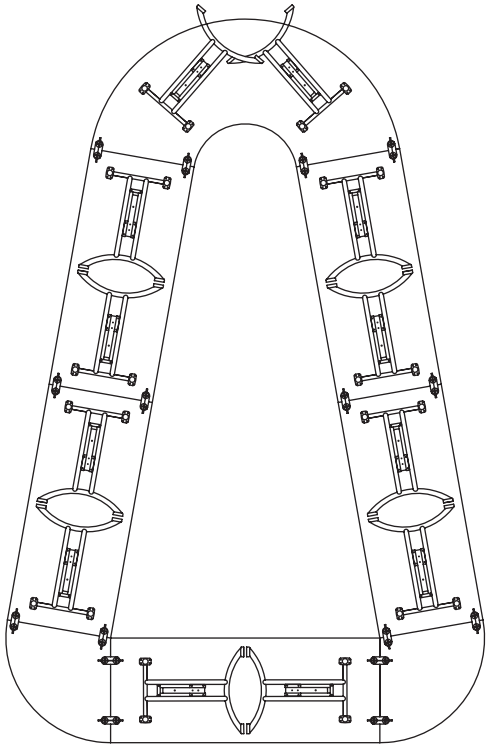
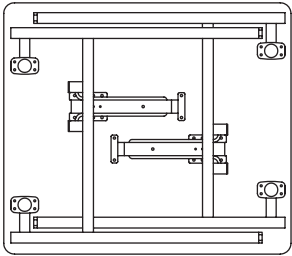
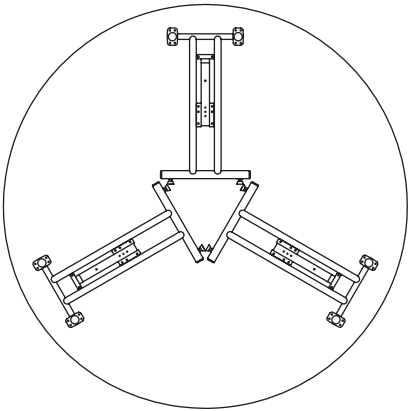
**Material et Finissage**  
(Finissage page 156)  
Acier:  
Chrome / Laqué

# FLEXO.system

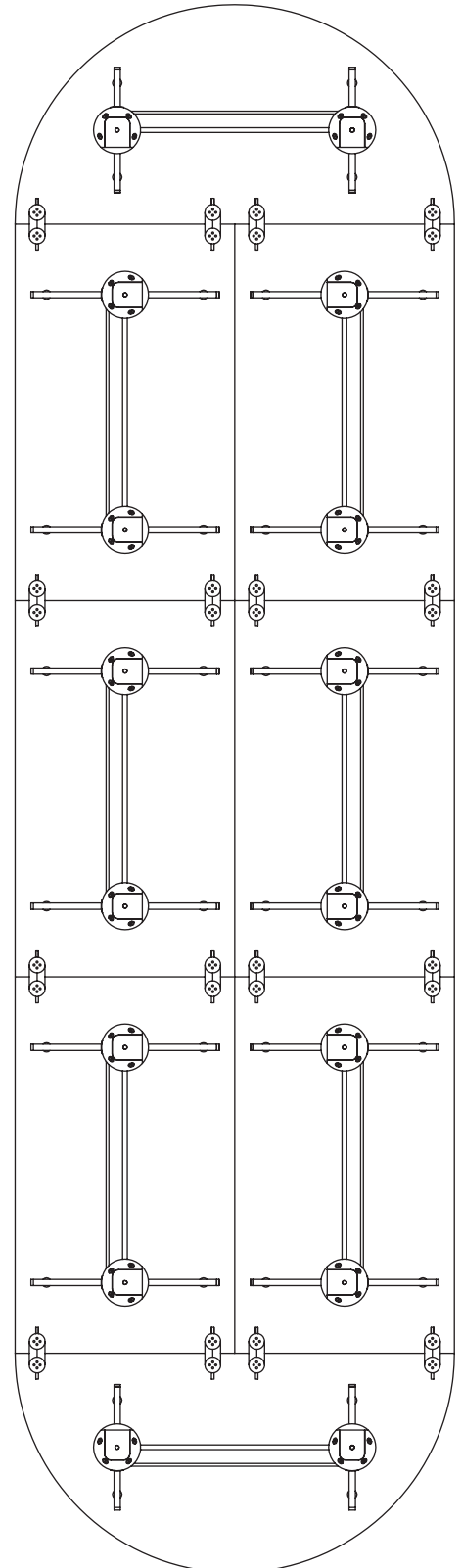
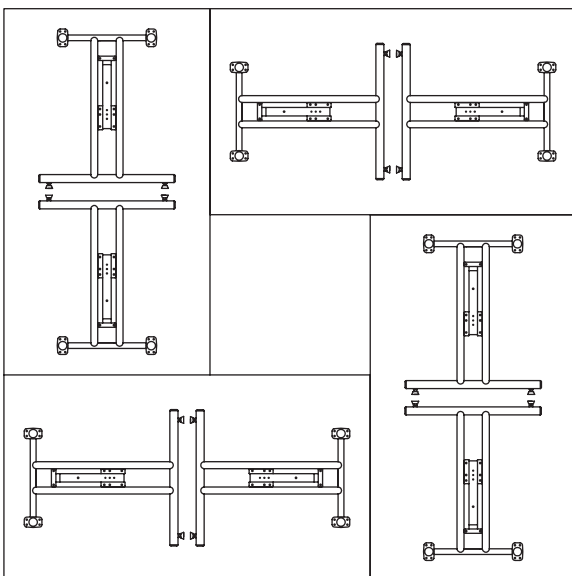
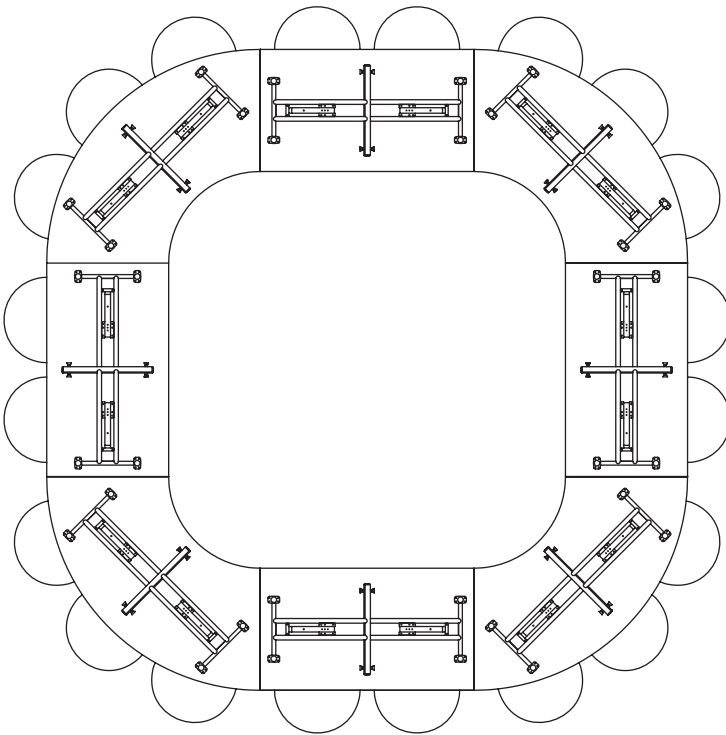
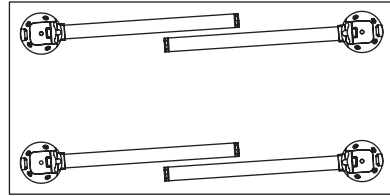
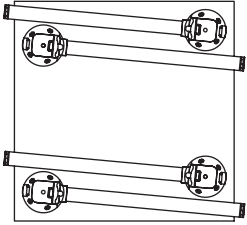
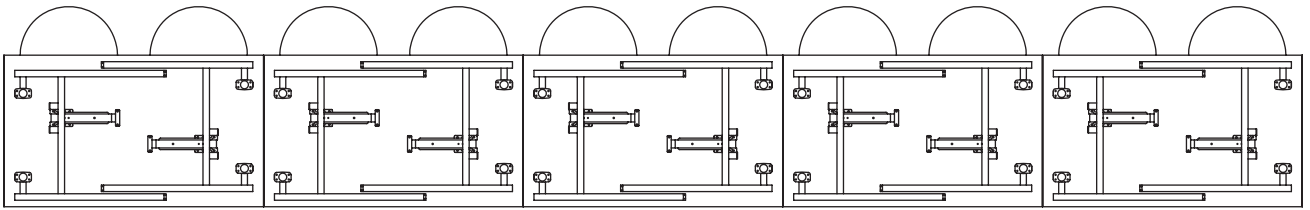




# FLEXO.system







# FLEXO.accessories

## SISTEMA DI PROLUNGHE

Il sistema tramite supporti e tubi permette l'affiancamento dei tavoli e la creazione di postazioni multifunzionali attraverso l'inserimento di prolunghe.

## EXTENSION SYSTEM


Extension top system. This set of accessories is suitable for connecting tables through top extensions.

## SYSTÈME D'EXTENSION

Le système par tubes et supports de plateaux permet la réalisation de compositions multifonctions grâce à des rallonges.



Supporti in plastica  
Plastic supports  
Supports plastique



Tubi Ø 28 mm  
Tubes Ø 28 mm  
Tubes Ø 28 mm



### GIUNTO PER TAVOLI / JOINT FOR TABLES/ COUPLAGE FOR TABLES

Giunto in plastica. Consente di unire e bloccare la posizione dei tavoli una volta che i piani sono affiancati tra loro.  
Plastic joint. Block the table position once the tops are placed side by side.  
Liaison en plastic. Assemble et verrouille la position des tables lorsque des plateaux sont assemblés.



### GIUNTO PER TAVOLI / JOINT FOR TABLES/ COUPLAGE FOR TABLES

Giunto in acciaio. Consente di unire e bloccare la posizione dei tavoli una volta che i piani sono affiancati tra loro.  
Steel joint. Block the table position once the tops are placed side by side.  
Liaison métallique. Assemble et verrouille la position des tables lorsque des plateaux sont assemblés.



### BARRE DI RINFORZO / REINFORCING BARS / BARRES DE RENFORT

Barre in acciaio di rinforzo per fissaggio sotto il piano.  
Reinforcing steel bars for table tops.  
Les barres d'armature en acier pour le montage sous le plateau.



FLEXO 8 - Chrome plated



# FLEXO.trolley

## square.trolley



Carrello in acciaio smontabile per trasporto tavoli con piani rettangolari e basamento flexo. Dotato di ruote girevoli ad alta resistenza e spalle smontabili.

Removable steel trolley for table transport for rectangular shape tables. Equipped with high resistance wheels and removable handles.

Panier- amovible en acier pour tables de transport avec une plateau rectangulaire et base flexo. Equipé de roues pivotantes à haute résistance et à l'épaule amovible.

Con pannello per appoggio  
With panel to support  
Avec panneau pour soutenir

Con ruote ad alta resistenza  
High resistance wheels  
Roues à haute résistance



## round.trolley



Smontabile  
Removable  
Amovible

### IMPORTANTE

I carrelli sono prodotti su misura a secondo della tipologia e dimensione dei tavoli che devono supportare.

### IMPORTANT

The trolleys are custom built according to the type and size of the tables that must support.

### IMPORTANT

Les chariots sont fabriqués sur mesure en fonction du type et de la taille des tables qui doivent prendre en charge.

Carrello in acciaio smontabile per trasporto tavoli tondi con basamento flexo e piani quadrati o rettangolari. Dotato di ruote girevoli ad alta resistenza e spalle smontabili.

Removable steel trolley for table transport for round shape tables. Equipped with high resistance wheels and removable handles.

Panier amovible en acier pour transport tables de et rond avec rond plateau et la base flexo. Equipé de roues pivotantes à haute résistance et à l'épaule amovible.

Con bordo in gomma protettivo  
With rubber edge protection  
Avec protection des bords en plastique

Con ruote ad alta resistenza  
High resistance wheels  
Roues à haute résistance





# TAVOLI.


## TABLES.

---

### tavoli con panche / tables with benches

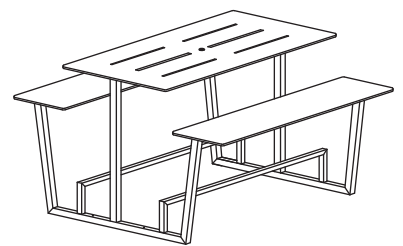
120.

MONDRIAN .73



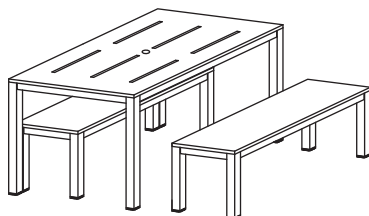
126.

MONDRIAN .110



130.

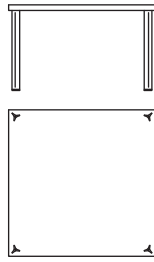
MATIAS



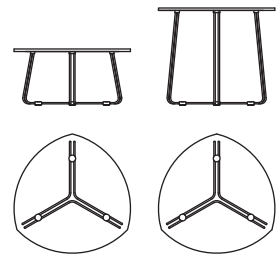
# TAVOLI. TABLES.

## fissi / fix table

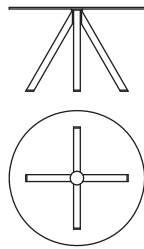
**134.**  
**SUPERSTAR**



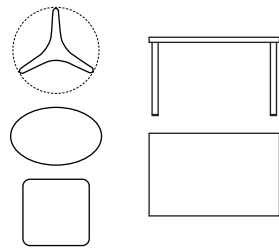
**136.**  
**DOPPIOFILO**



**139.**  
**PRISMA**




**142.**  
**COOPERA TABLES**

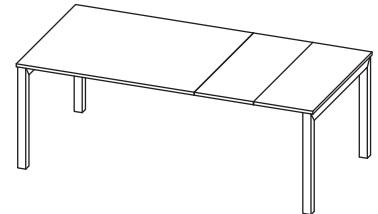


## allungabili / extendible

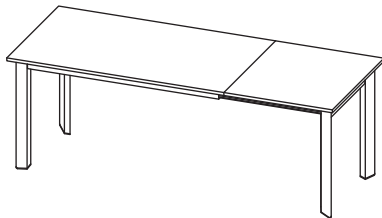
**146.**  
**DINAMIC 1**



**149.**  
**DINAMIC 2**



**153.**  
**DIEDRO**



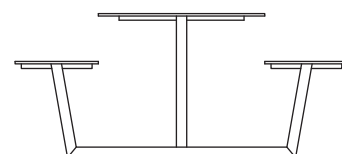
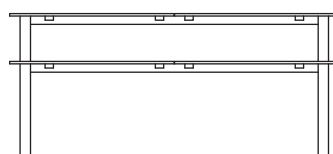
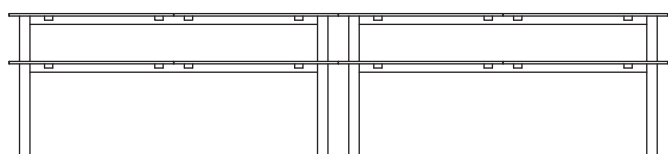
**156.**

**FINITURE ACCIAIO. FINISHING STEEL. FINISSAGE ACIER**

# MONDRIAN.73

MADE IN ITALY

Design Studio Corbetta Salvatore







## MONDRIAN.

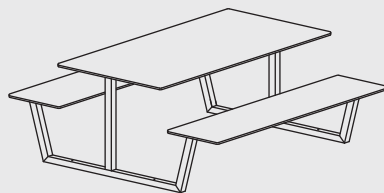
Tavoli con sedute integrate per uso interno ed esterno.  
Con puntali fissi in plastica o predisposto per il fissaggio a terra/pavimento.

Tables with seating integrated for indoor and outdoor use.  
With fix plastic plugs or with predisposition to floor fixing.

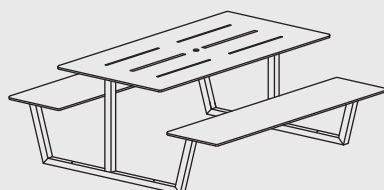
Tables avec des sièges construits pour une utilisation intérieure et extérieure.  
Equipée de pieds en plastique fixes ou avec la préparation pour le montage au sol.



### BT.600.LM.AV



### BT.600.HP.XV



## .collection

**ACCIAIO. STEEL. ACIER.**  
Verniciato. Painted. Laqué.  
Colori. Colors. Couleurs. 156

**LAMINATO. LAMINATE. STRATIFIE.** 24 mm  
Bordo. Edge. Bord. ABS  
Colori. Colors. Couleurs. 160

H. 46/72 cm

**Top.** 80x120 cm - **Bench.** 40x120 cm - **TOT.** 160x120 cm

**Top.** 80x140 cm - **Bench.** 40x140 cm - **TOT.** 160x140 cm

**Top.** 80x160 cm - **Bench.** 40x160 cm - **TOT.** 160x160 cm

**Top.** 80x180 cm - **Bench.** 40x180 cm - **TOT.** 160x180 cm

**ACCIAIO INOX. STAINLESS STEEL. ACIER INOX.**  
Verniciato. Painted. Laqué.  
Colori. Colors. Couleurs. 156

**HPL. HPL. HPL.** 10/12 mm  
Colori. Colors. Couleurs. 162

H. 45/71 cm

**Top.** 80x120 cm - **Bench.** 40x120 cm - **TOT.** 160x120 cm

**Top.** 80x140 cm - **Bench.** 40x140 cm - **TOT.** 160x140 cm

**Top.** 80x160 cm - **Bench.** 40x160 cm - **TOT.** 160x160 cm

**Top.** 80x180 cm - **Bench.** 40x180 cm - **TOT.** 160x180 cm







Versione con piani in HPL: Fessura centrale sul piano per l'appoggio di smartphone e tablet. Foro centrale 38 mm per ombrellone  
 HPL tops version: Central slot on the plane for the support of smartphones and tablets. 38 mm center hole for umbrella.  
 HPL plateaux version: Fente centrale sur le plan pour le soutien des smartphones et tablettes. 38 mm trou centre de parasol.

Fissaggio a terra/pavimento.  
 Predisposition to floor fixing.  
 Préparation pour le montage au sol.

Fori per il drenaggio dell'acqua.  
 Holes for water drainage.  
 Trous pour le drainage de l'eau.

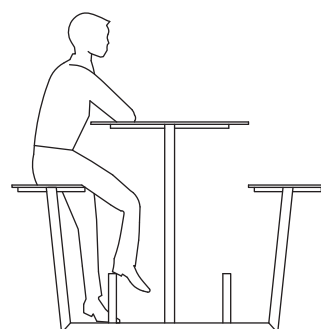
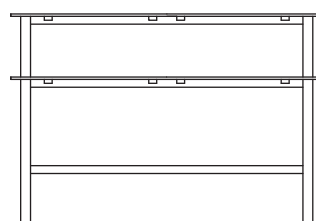





# MONDRIAN.110

MADE IN ITALY

Design Studio Corbetta Salvatore





## MONDRIAN.

.collection

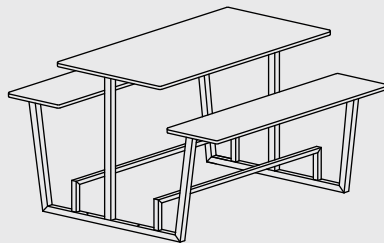
Tavoli con sedute integrate per uso interno ed esterno.  
Con puntali fissi in plastica o predisposto per il fissaggio a terra/pavimento.

Tables with seating integrated for indoor and outdoor use.  
With fix plastic plugs or with predisposition to floor fixing.

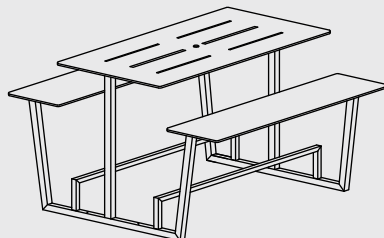
Tables avec des sièges construits pour une utilisation intérieure et extérieure.  
Équipée de pieds en plastique fixes ou avec la préparation pour le montage au sol.



### BT.605.LM.AV



### BT.605.HP.XV



#### ACCIAIO. STEEL. ACIER.

Verniciato. Painted. Laqué.  
Colori. Colors. Couleurs. 156

#### LAMINATO. LAMINATE. STRATIFIE. 24 mm

Bordo. Edge. Bord. ABS  
Colori. Colors. Couleurs. 160

H. 76/111 cm

**Top.** 80x120 cm - **Bench.** 40x120 cm - **TOT.** 160x120 cm

**Top.** 80x140 cm - **Bench.** 40x140 cm - **TOT.** 160x140 cm

**Top.** 80x160 cm - **Bench.** 40x160 cm - **TOT.** 160x160 cm

**Top.** 80x180 cm - **Bench.** 40x180 cm - **TOT.** 160x180 cm

#### ACCIAIO INOX. STAINLESS STEEL. ACIER INOX.

Verniciato. Painted. Laqué.  
Colori. Colors. Couleurs. 156

#### HPL. HPL. HPL. 10/12 mm

Colori. Colors. Couleurs. 162

H. 75/110 cm

**Top.** 80x120 cm - **Bench.** 40x120 cm - **TOT.** 160x120 cm

**Top.** 80x140 cm - **Bench.** 40x140 cm - **TOT.** 160x140 cm

**Top.** 80x160 cm - **Bench.** 40x160 cm - **TOT.** 160x160 cm

**Top.** 80x180 cm - **Bench.** 40x180 cm - **TOT.** 160x180 cm







# MATIAS.

MADE IN ITALY

Design Studio Corbetta Salvatore







## MATIAS.


Tavoli con panche per uso interno ed esterno. Con regolabili.

Tables with benches for indoor and outdoor use. With adjustable feet.

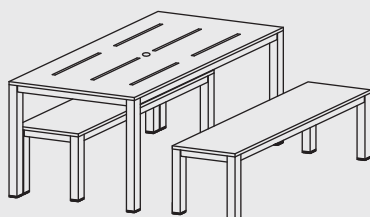
Tables avec bancs construits pour une utilisation intérieure et extérieure. Avec réglables.



### BT.601.LM.AV



### BT.601.HP.XV



.collection

#### ACCIAIO. STEEL. ACIER.

Verniciato. Painted. Laqué.  
Colori. Colors. Couleurs. 156

#### LAMINATO. LAMINATE. STRATIFIE. 24 mm

Bordo. Edge. Bord. ABS  
Colori. Colors. Couleurs. 160

H. 74/42 cm

**Top.** 80x120 cm - **Bench.** 40x105 cm

**Top.** 80x140 cm - **Bench.** 40x125 cm

**Top.** 80x160 cm - **Bench.** 40x145 cm

**Top.** 80x180 cm - **Bench.** 40x165 cm

#### ACCIAIO INOX. STAINLESS STEEL. ACIER INOX.

Verniciato. Painted. Laqué.  
Colori. Colors. Couleurs. 156

#### HPL. HPL. HPL. 10/12 mm

Colori. Colors. Couleurs. 162

H. 72/40 cm

**Top.** 80x120 cm - **Bench.** 40x105 cm

**Top.** 80x140 cm - **Bench.** 40x125 cm

**Top.** 80x160 cm - **Bench.** 40x145 cm

**Top.** 80x180 cm - **Bench.** 40x165 cm



# SUPERSTAR.

Design Renzo & Graziella Fuciglietti

MADE IN ITALY





## SUPERSTAR.

.collection

### Base tavolo


Gambe Star in alluminio lucido.

### Table base

Bright brushed aluminium Star legs.

### Pied de table

Pied Star en aluminium poli.



### Piano tavolo

Laminato spessore 50 mm con stelline in alluminio incassate e bordo ABS. Dimensioni: mm  
900x900 - 1300x1300  
800x1600 - 900x1800  
(Colori disponibili pagina 160)

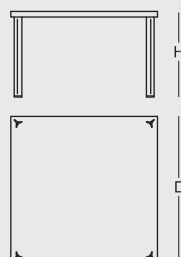
### Table top

Laminate 50 mm thickness with aluminium Stars inside and ABS edge. Size: mm  
900x900 - 1300x1300  
800x1600 - 900x1800  
(Available colors page 160)

### Plateau de table

Stratifié épaisseur 50 mm avec Star d'aluminium inclus et ABS bord. Size: mm  
900x900 - 1300x1300  
800x1600 - 900x1800  
(Couleurs disponibles page 160)

## BT.501



**H.** 73 cm  
**Top** 90x90/80x160/90x180/130x130 cm

# DOPPIOFILO.

MADE IN ITALY

Design Renzo & Graziella Fuciglietti







CHAIRS. FILOMORBIDO

## DOPPIOFILO.

.collection

### Base tavolo

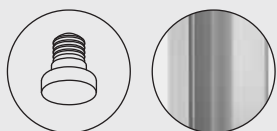
Base in tubo d'acciaio.  
Finiture: Cromo

### Table base

Steel tube frame.  
Finish: Chrome plated

### Table base

Structure en tube d'acier.  
Finitions: Chrome



### Piano tavolo


Laminato vaso/botte spessore  
30 mm con bordo ABS.  
Dimensioni: mm Ø 900  
Colori disponibili:  
Bianco - Nero

### Table top

Laminated vase/barrel 30 mm  
thickness with ABS edge.  
Size: mm Ø 900  
Available colors: White - Black

### Plateau de table

Stratifié tonneau/boite épaisseur  
30 mm avec ABS bord.  
Size: mm Ø 900  
Couleurs: Blanc - Noir



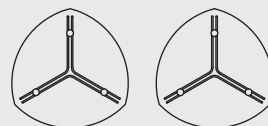
## BT.508



H

D

LAMINATE TOP  
H. 40/73 cm  
Top Ø 90 cm



H

D


GLASS SATIN TOP  
H. 40/73 cm  
Top Ø 90 cm



# PRISMA.

Design Renzo & Graziella Fauciglietti

MADE IN ITALY





CHAIRS. PRESTIGE

## PRISMA.

### Base tavolo

Base in tubo d'acciaio.  
Finiture: Cromo / Verniciato  
(Colori disponibili pagina 156)

### Table base

Steel tube frame.  
Finish: Chrome plated / Painted  
(Available colors page 156)

### Table base

Structure en tube d'acier.  
Finitions: Chrome / Laqué  
(Finissage page 156)

### Piano tavolo

Piano in cristallo temprato  
trasparente spessore 12 mm.  
Dimensioni: mm Ø 1200

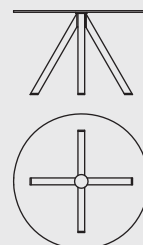

### Table top

Top in tempered glass 12 mm  
thickness. Transparent.  
Size: mm Ø 1200

### Plateau de table

Plateau en verre transparent  
trempé épaisseur 12 mm.  
Size: mm Ø 1200

## BT.510



**H.** 72 cm  
**Top** Ø 120 cm

.collection



# COOPERA.tables

MADE IN ITALY

Design Renzo & Graziella Fuciglietti





CHAIRS. MARTE







BT.504

**TAVOLO**

Gambe Star in alluminio.  
Piano in laminato spessore 30 mm bordo ABS  
o in vetro temprato spessore 12 mm.

**TABLE**

Alluminium Star legs.  
Top in laminate 30 mm thickness with ABS  
edge or in tempered glass 12 mm thickness.

**TABLES**

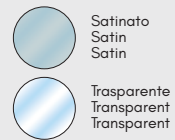
Pied Star in aluminium.  
Plateau en stratifié épaisseur 30 mm avec  
bord ABS or en verre trempé épaisseur 12 mm.



**Legs finishes**



**Glass top finishes**

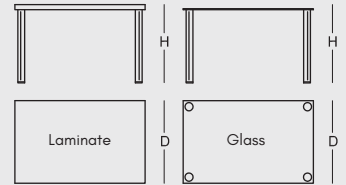


**Laminate top finishes**

Laminati / Laminate / Stratifié page XXX

**H.** 74/72 cm

**Top** 90x90 cm  
80x160 cm  
90x180 cm  
130x130 cm



BT.505

**TAVOLO**

Gambe Elliptic in alluminio.  
Piano in laminato spessore 30 mm bordo ABS  
o in vetro temprato spessore 12 mm.

**TABLE**

Alluminium Elliptic legs.  
Top in laminate 30 mm thickness with ABS  
edge or in tempered glass 12 mm thickness.

**TABLES**

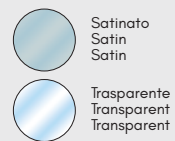
Pied Elliptic in aluminium.  
Plateau stratifié épaisseur 30 mm avec bord  
ABS or en verre trempé épaisseur 12 mm.



**Legs finishes**



**Glass top finishes**

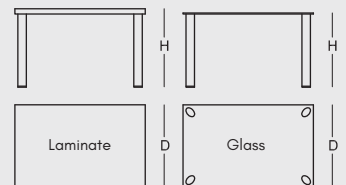


**Laminate top finishes**

Laminati / Laminate / Stratifié page XXX

**H.** 74/72 cm

**Top** 90x90 cm  
80x160 cm  
90x180 cm  
130x130 cm



BT.506

**TAVOLO**

Gambe Square in alluminio.  
Piano in laminato spessore 30 mm bordo ABS  
o in vetro temprato spessore 12 mm.

**TABLE**

Alluminium Square legs.  
Top in laminate 30 mm thickness with ABS  
edge or in tempered glass 12 mm thickness.

**TABLES**

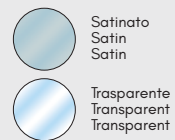
Pied Square in aluminium.  
Plateau en stratifié épaisseur 30 mm avec  
bord ABS or en verre trempé épaisseur 12 mm.



**Legs finishes**



**Glass top finishes**

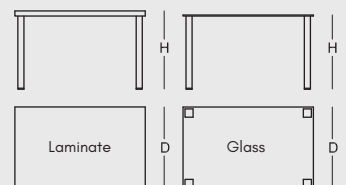


**Laminate top finishes**

Laminati / Laminate / Stratifié page XXX

**H.** 74/72 cm

**Top** 90x90 cm  
80x160 cm  
90x180 cm  
130x130 cm



# DINAMIC.1

Allungabile / Extendible

MADE IN ITALY

Design Studio Corbetta Salvatore



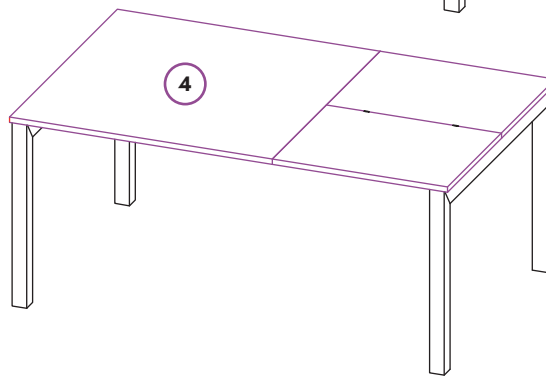
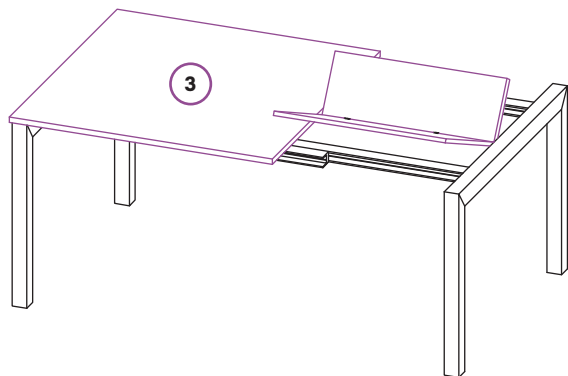
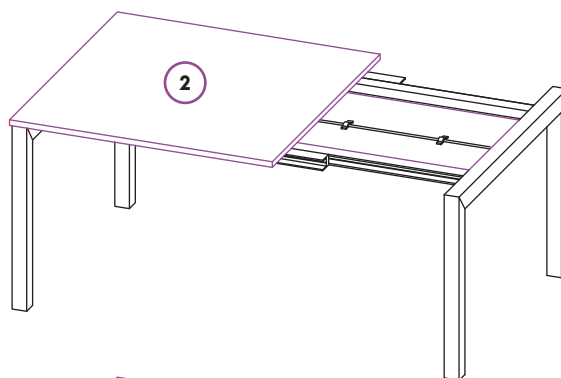
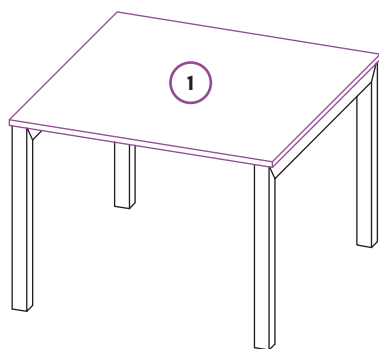


Il tavolo DINAMIC-1 è caratterizzato da un design lineare ed elegante, adattabile ad ogni ambiente della casa. La struttura in alluminio ed i piani sono disponibili in diverse finiture e colorazioni.

The table DINAMIC-1 have a linear and elegant design, suitable for any room in the house. The aluminum frame and the tops are available in various finishes and colors .

Le table DINAMIC-1 dispose d'un design élégant et attrayant, adapté à toutes les pièces de la maison. Le pied en aluminium et le plateau sont disponibles en différentes finitions et couleurs.

- 1 Tavolo chiuso / Table close
- 2 Allungare la guida del tavolo / Lengthen the rail of the table
- 3 Ruotare la prolunga e posizionarla / Rotate and position the extension
- 4 Posizionare la spalla e stringere il fermo / Position the farne and close the lock



## DINAMIC.1

### Base tavolo

Struttura in alluminio.  
Finiture: Anodizzato naturale o Verniciato (Colori pagina 144)

### Table base

Aluminium frame.  
Finish: Natural anodised aluminium or painted (Available colors page 144)

### Table base

Structure en aluminium.  
Finitions: Natural aluminium ou Laqué (Finissage page 144)

### Piano tavolo

Melaminico bordo ABS.  
Laminato bordo ABS.  
Spessore 20 mm.  
(Colori pagina 147/148)

### Table top

Melamine with ABS edge.  
Laminate with ABS edge.  
Thickness 20 mm.  
(Colors page 147-148)

### Plateau de table

Melamine avec ABS bord.  
Stratifié avec ABS bord.  
Epaisseur 20 mm.  
(Couleurs page 147-148)

### IMPORTANTE / IMPORTANT

Il colore della prolunga è sempre uguale al piano (Faccia superiore)  
The color of the extension is always the same as the top (Upper side)  
L'extension de le plateau est toujours égale à l'extension (Côté supérieur)

## BT.610.80145

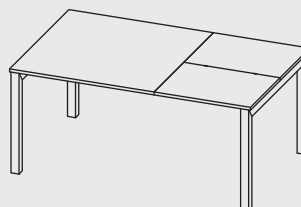
Profilo della gamba  
Table legs shape  
Section de pied



H. 76 cm

Chiuso - Close - Ferme. 80x80 cm

Aperto - Open - Ouvert . 80x145 cm



.collection

# DINAMIC.2

Allungabile / Extendible

MADE IN ITALY

Design Studio Corbetta Salvatore



Tavolo con prolunga singola  
Table with single extend



CHAIRS. CELINE

## DINAMIC.2



Tavolo con prolunga doppia  
Double extension table



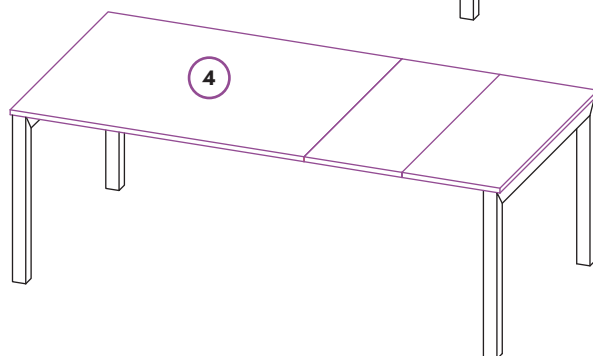
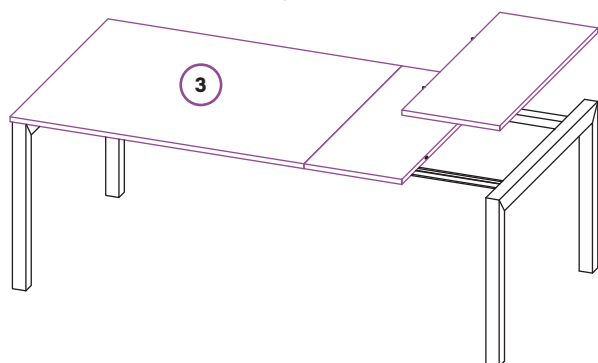
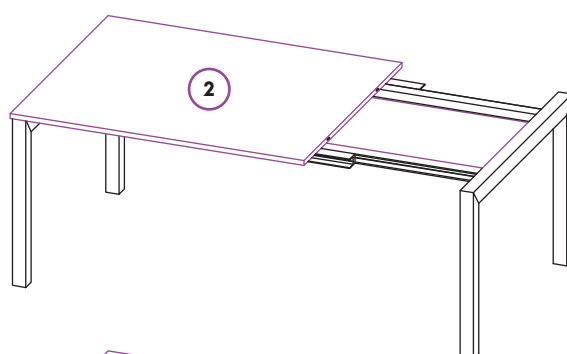

CHAIRS. FIFTY

I tavoli della linea DINAMIC-2 sono caratterizzati da un design lineare ed elegante, adattabile ad ogni ambiente della casa. Sono disponibili in due misure con la possibilità di allungo singola o doppia a secondo delle necessità e spazi del cliente. La struttura in alluminio ed i piani sono disponibili in diverse finiture e colorazioni.

The tables of DINAMIC-2 line have a linear and elegant design, suitable for any room in the house. They are available in two sizes with the ability to extend them with one or two extend according to the needs and spaces of the customer. The aluminum frame and the tops are available in various finishes and colors.

Le table DINAMIC-2 dispose d'un design élégant et attrayant, adapté à toutes les pièces de la maison. Le pied en aluminium et le plateau sont disponibles en différentes finitions et couleurs.

- 1 Tavolo chiuso / Table close
- 2 Allungare la guida del tavolo / Lengthen the rail of the table
- 3 Estrarre ed inserire le prolughe / Pull out and insert the extensions
- 4 Posizionare la spalla e stringere il fermo / Position the farne and close the lock



## DINAMIC.2

### Base tavolo

Struttura in alluminio.  
Finiture: Anodizzato naturale o Verniciato (Colori pagina 144)

### Table base

Aluminium frame.  
Finish: Natural anodised aluminium or painted (Available colors page 144)

### Table base

Structure en aluminium.  
Finitions: Natural aluminium ou Laqué (Finissage page 144)

### Piano tavolo

Melaminico bordo ABS.  
Laminato bordo ABS.  
Spessore 20 mm.  
(Colori pagina 147-148)

### Table top

Melamine with ABS edge.  
Laminate with ABS edge.  
Thickness 20 mm.  
(Colors page 147-148)

### Plateau de table

Melamine avec ABS bord.  
Stratifié avec ABS bord.  
Epaisseur 20 mm.  
(Couleurs page 147-148)

### IMPORTANTE / IMPORTANT

Il colore della prolunga è sempre uguale al piano  
The color of the extension is always the same as the top  
L'extension de le plateau est toujours égale à l'extension

### BT.611.80160

**Chiuso - Close.** 80x120 cm  
**Aperto - Open.** 80x160 cm  
N° 1 Prolunga - Extend

H. 76 cm

Profilo della gamba  
Table legs shape  
Section de pied



### BT.611.80200

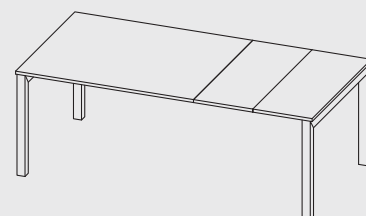
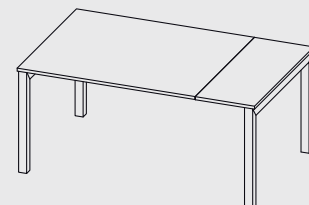
**Chiuso - Close.** 80x120 cm  
**Aperto - Open.** 80x200 cm  
N° 2 Prolunghe - Extends

### BT.612.80180

**Chiuso - Close.** 80x140 cm  
**Aperto - Open.** 80x180 cm  
N° 1 Prolunga - Extend

### BT.612.80220

**Chiuso - Close.** 80x140 cm  
**Aperto - Open.** 80x220 cm  
N° 2 Prolunghe - Extends





# DIEDRO.

Allungabile / Extendible

MADE IN ITALY

Design Studio Corbetta Salvatore



Blocchi anti-slittamento  
Anti-slippery blocks





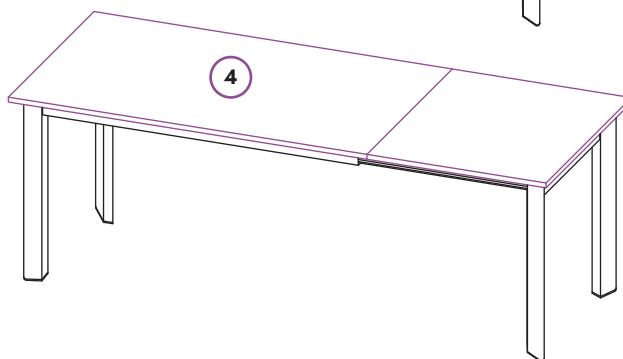
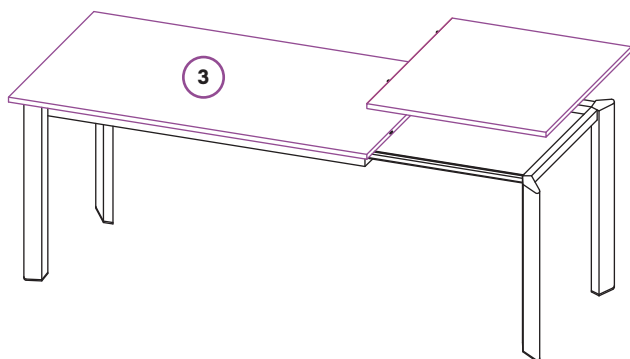
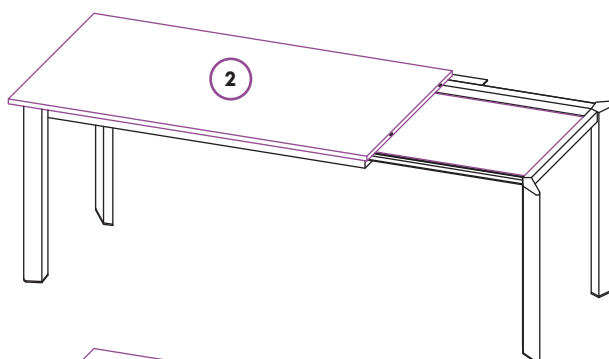

CHAIRS. AFRODITE

I tavoli della linea DIEDRO sono caratterizzati da un design lineare ed elegante, adattabile ad ogni ambiente della casa.

The tables of DIEDRO line have a linear and elegant design, suitable for any room in the house.

Le table DIEDRO dispose d'un design élégant et attrayant, adapté à toutes les pièces de la maison.

- 1 Tavolo chiuso / Table close
- 2 Allungare la guida del tavolo / Lengthen the rail of the table
- 3 Estrarre ed inserire le prolughe / Pull out and insert the extensions
- 4 Posizionare la spalla e stringere il fermo / Position the farne and close the lock



## DIEDRO.

### Base tavolo

Struttura in alluminio.  
Finiture: Anodizzato naturale

### Table base

Aluminium frame.  
Finish: Natural anodised

### Table base

Structure en aluminium.  
Finitions: Natural aluminium

### Piano tavolo

Melaminico bordo ABS.  
Laminato bordo ABS.  
Spessore 20 mm.  
(Colori pagina 147-148)

### Table top


Melamine with ABS edge.  
Laminate with ABS edge.  
Thickness 20 mm.  
(Colors page 147-148)

### Plateau de table

Melamine avec ABS bord.  
Stratifié avec ABS bord.  
Épaisseur 20 mm.  
(Couleurs page 147-148)

### IMPORTANTE / IMPORTANT

Il colore della prolunga è sempre uguale al piano  
The color of the extension is always the same as the top  
L'extension de le plateau est toujours égale à l'extension



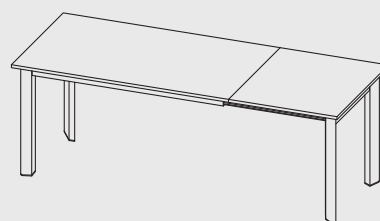
## .collection

### BT.613.85185

Chiuso - Close. 85x125 cm  
Aperto - Open. 85x185 cm

### BT.614.85205

Chiuso - Close. 85x145 cm  
Aperto - Open. 85x205 cm



H. 76 cm

Profilo della gamba  
Table legs shape  
Section de pied



# FINITURE ACCIAIO. STEEL FINISHING.

## PULIZIA / CLEANING


Pulire se necessario con un panno morbido o con un detergente delicato. Evitare la pulizia a vapore, detersivi abrasivi e detersivi contenenti cloro.  
If needed clean using a soft cloth with a mild detergent. Avoid steam cleaning, abrasive cleansers, and cleaners containing chlorine.

## ACCIAIO. FINITURE GALVANICHE / STEEL. GALVANIC FINISHES / ACIER. FINITIONS GALVANIQUES

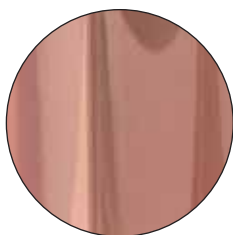
Uso interno / Indoor use



01.  
Cromo  
Chrome plated  
Chrome



07.  
Ottonato  
Brass  
Laiton



12.  
Rame lucido  
Bright Copper  
Cuivre lucid

### ATTENZIONE! ATTENTION! Uso interno / Indoor use

#### CODE: 01

Acciaio con finitura galvanica. Le basi con questa finitura hanno la colonna cromata e la copertura della base in acciaio inox lucido. Consigliamo questa finitura quando le basi devono subire significativi stress di utilizzo.

**(Esempio: Carrozine per disabili)**


Galvanic finish steel. Bases with this finish have the chrome plated column and cover base in bright lucid stainless steel. Suggest when the bases are subject to significant stress.

**(Example: Wheelchair)**

Tutti i colori dei materiali e delle finiture illustrate hanno solo valore indicativo in quanto soggetti alle tolleranze dei processi di stampa. Colors of materials and finishes are indicative as they are depend on printing process.

**ACCIAIO. VERNICIATURE A POLVERE / STEEL. POWDER PAINTINGS / ACIER. PEINTURES EN POUVRE**


Uso interno - esterno\* / Indoor - Outdoor use\*




02. RAL 9003  
Bianco  
White  
Blanc




03. RAL 9005  
Nero  
Black  
Noir




2D. RAL 9010  
Bianco opaco  
White matt  
Blanc mat



3D. RAL 9005  
Nero opaco  
Black matt  
Noir mat




09. RAL 9006  
Alluminio  
Aluminium  
Aluminium




23.  
Corten  
Corten  
Corten




28.  
Grafite  
Graphite  
Graphite




33.  
Trasparente (Grezzo)  
Transparent (Raw)  
Transparent (Brut)




45. RAL 7022  
Grigio umbro  
Grey umbro  
Gris umbro




46.  
Lucente  
Lucent  
Lucent



53.  
Champagne  
Champagne  
Champagne



27.  
Oro verniciato  
Painted Gold  
Or peint



18.  
Rame verniciato  
Painted copper  
Cuivre peint

**ATTENZIONE! ATTENTION!**

**Uso interno / esterno\***

Acciaio verniciato a polveri semilucida o opaca. Le vernici si intendono per esterno in quanto non subiscono variazioni di colore nel tempo a causa dei raggi UVA.

**Basi in acciaio verniciato.** Uso interno ed esterno. Per uso in esterno posizionare sotto una copertura, non al diretto contatto con acqua o in ambienti umidi.

**Basi in acciaio INOX verniciato.** Per uso esterno a contatto con intemperie o ambienti particolari.

**Indoor / Outdoor use\***

Fine-textured powder coated steel with semilucid or matt look. The paints are for outdoor since they are not subject to colors UVA variations.

**Painted steel base.** Indoor and outdoor use. For outdoor use we recommend to arrange in a **cover place**, not to close contact to water or wet space.

**Painted stainless steel base.** For outdoor use. Bad weather conditions (Marine or Mountain) or unusual spaces.

**ACCIAIO INOX / STAINLESS STEEL / ACIER INOX**

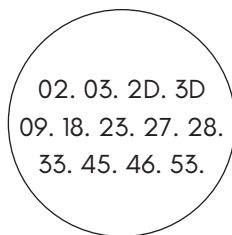
Uso esterno / Outdoor use



XS.  
Inox satinato  
Inox satin  
Inox satiné



XL.  
Inox lucido  
Inox brilliant  
Inox poli



02. 03. 2D. 3D  
09. 18. 23. 27. 28.  
33. 45. 46. 53.

XV.  
Inox verniciato  
Painted inox  
Inox verni

**ATTENZIONE! ATTENTION!**

Uso esterno / Outdoor use

**CODE: XS - XL**

Basi in acciaio Inox AISI 304. Finiture consigliate quando le basi devono essere utilizzate in zone con clima particolare (Mare o Montagna) o quando devono subire significativi stress di utilizzo. (Esempio: Carrozine disabili / Scarponi da sci)

Bases made in Stainless steel AISI 304. Suggest in particular climatic zone (marine or mountain) or suggest to significant stress use. (Example: Wheelchair / Ski boots)

**CODE: XV**

Basi in acciaio Inox AISI 304 verniciate. Finiture consigliate quando le basi devono essere utilizzate in zone con clima particolare (Mare o Montagna) e quando non devono subire significativi stress di utilizzo.

Bases made in Stainless steel AISI 304 painted. Suggest in particular climatic zone (Marine or Mountain) as well as standard situation without significant stress use.

## PIANI TAVOLO. TABLE TOPS.

159 - MELAMINICO / MELAMINE / MELAMINE

160 - LAMINATO / LAMINATE / STRATIFIE

162 - LAMINATO HPL / HPL LAMINATE / STRATIFIE HPL

164 - LAMINATO "VASO" / "VASO" LAMINATE / STRATIFIE "VASO"

165 - LAMINATO PIASTRELLE / TILES LAMINATE / STRATIFIE TUILES

166 - ROVERE 7 NODI / 7 KNOTS OAK / CHENE 7 NOEUDS


167 - DOGHE LEGNO / STRIPS OF WOOD / CHIENS DE BOIS

168 - VETRO / GLASS / VERRE


169 - BORDI / EDGE / BORD

Tutti i colori dei materiali e delle finiture illustrate hanno solo valore indicativo in quanto soggetti alle tolleranze dei processi di stampa. Colors of materials and finishes are indicative as they are depending on the tolerances of the printing process.


### COLORI. COLORS. COULEURS.




Bianco  
White



Magnolia  
Beige



Grigio chiaro  
Light grey




Alluminio  
Aluminium



Nero  
Black

### LEGNI. WOOD. BOIS.



Bianco larix  
Larix white




Rovere sbiancato  
Whitened oak  
1014



Rovere naturale  
Natural oak  
1001



Rovere grigio medio  
Gray oak medium  
7006



Olmo grigio scuro  
Dark grey elm  
7022



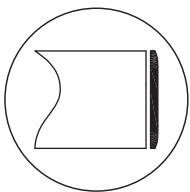
Olmo tinto  
Painted elm  
8028



Vintage 6300  
Vintage 6300



Cemento 7036  
Concrete 7036

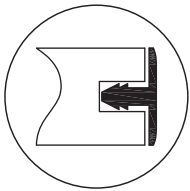


### ABS

Bordo. Edge. Bord

Spessore / Thickness / Epaisseur

**20. 25. mm**



### PVC NERO. BLACK. NOIR.

Bordo. Edge. Bord

Spessore / Thickness / Epaisseur

**25. mm**

La pulizia dipende dalla macchia/sporco, ci sono diversi metodi:

LEGGERO = panno di carta, straccio o spugna asciutto o umido

NORMALE = con un panno o una spazzola morbida in nylon, sapone delicato o detersivo liquido.

FORTE = Per macchie dovute a lunga esposizione a tea, caffè, ecc. usare sgrassatore domestico

**IMPORTANTE:** Non tagliare o tritare direttamente sulla superficie. Evitare detersivi abrasivi, agenti corrosivi o aggressivi. Non devono essere posizionati sulla superficie bollitori, macchine da caffè, friggitorici e altri oggetti caldi o bagnati. Non usare il piano vicino a fonti di calore (per esempio calorifero). Il bordo potrebbe danneggiarsi. Colori molto scuri (come il nero) rendono le macchie maggiormente visibili.

Maintenance depending on the stains/dirt, there are different prescriptions:

LIGHT: dry or damp paper towels, a cloth or sponge.


NORMAL: with a cloth or soft nylon brush, soft soap or washing-up liquid.

HEAVY: Discoloration stains through long exposure to tea, coffee, etc. use home degrease cleaning.


**IMPORTANT:** Please do not cut or chop directly on the worktop surface. Avoid abrasive cleaners, corrosive or aggressive cleaning agents. Kettles, coffee machines, fryers and other heat or damp sources should not be positioned directly on the surface. Do not use top close to heat sources (such as radiator). Edge could be damaged. Really dark colours (such as black) make stains more visible to the eye

Tutti i colori dei materiali e delle finiture illustrate hanno solo valore indicativo in quanto soggetti alle tolleranze dei processi di stampa.  
 Colors of materials and finishes are indicative as they depend on the tolerances of the printing process.


**STANDARD**




0020 ARPA  
White




0204 ARPA  
Beige



0527 ARPA  
Light grey



879 ABET  
Medium grey




Alluminio  
Silver  
Aluminium



Rovere sbiancato  
Whitened oak  
Chêne blanc




Wengè  
Wengè  
Wengè




0509 ARPA  
Black


**SINTESI FOR YOU - COLORI. COLORS. COULEURS.**




0210 ARPA  
Ice grey




0526 ARPA  
Dull grey




0675 ARPA  
Sky blue




0569 ARPA  
Bright blue




0566 ARPA  
Ocean blue




0593 ARPA  
Blue navy




0536 ARPA  
Light sand




0576 ARPA  
Dark sand




0559 ARPA  
Chocolate




0573 ARPA  
Light yellow




0670 ARPA  
Bright yellow




0564 ARPA  
Egg yellow




0682 ARPA  
Bright orange




0543 ARPA  
Ocher




0500 ARPA  
Bright red




0561 ARPA  
Dark red




0571 ARPA  
Bordeaux




0594 ARPA  
Prune




0606 ARPA  
Light purple




0605 ARPA  
Dark purple



0517 ARPA  
Light green



0660 ARPA  
Apple green



0549 ARPA  
Grass green




Tutti i colori dei materiali e delle finiture illustrate hanno solo valore indicativo in quanto soggetti alle tolleranze dei processi di stampa. Colors of materials and finishes are indicative as they depend on the tolerances of the printing process.

WOODS FOR YOU - LEGNI. WOOD. BOIS.



4521 ARPA




4071 ARPA



4420 ARPA



4520 ARPA




4519 ARPA



4516 ARPA




1877 ARPA



4518 ARPA




4303 ARPA



1372 ARPA




1886 ARPA




4527 ARPA



1955 ARPA



1852 ARPA



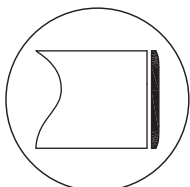
1286 ARPA



1890 ARPA



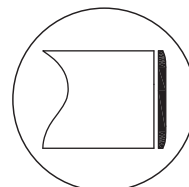
Cemento 7036  
Concrete 7036



**ABS**  
Bordo. Edge. Bord

Spessore / Thickness / Epaisseur

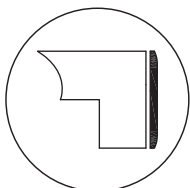
**20. 24. 30. mm**



**ABS OTTONATO SATINATO**  
**SATIN BRASS / LAITON SATINÉ**  
Bordo. Edge. Bord

Spessore / Thickness / Epaisseur

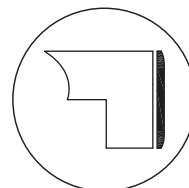
**20. 24. 30. mm**



**ABS**  
Bordo. Edge. Bord

Spessore / Thickness / Epaisseur

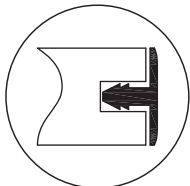
**50. mm**



**ABS OTTONATO SATINATO**  
**SATIN BRASS / LAITON SATINÉ**  
Bordo. Edge. Bord

Spessore / Thickness / Epaisseur

**50. mm**



**PVC NERO. BLACK. NOIR.**  
Bordo. Edge. Bord

Spessore / Thickness / Epaisseur

**24. mm**

La pulizia dipende dalla macchia/sporco, ci sono diversi metodi:

LEGGERO = panno di carta, straccio o spugna asciutto o umido

NORMALE = con un panno o una spazzola morbida in nylon, sapone delicato o detersivo liquido.

FORTE = Per macchie dovute a lunga esposizione a tea, caffè, ecc. usare sgrassatore domestico

**IMPORTANTE:** Non tagliare o tritare direttamente sulla superficie. Evitare detersivi abrasivi, agenti corrosivi o aggressivi. Non devono essere posizionati sulla superficie bollitori, macchine da caffè, friggitorici e altri oggetti caldi o bagnati. Non usare il piano vicino a fonti di calore (per esempio calorifero), il bordo potrebbe danneggiarsi. Colori molto scuri (come il nero) rendono le macchie e gli aloni maggiormente visibili.

Maintenance depending on the stains/dirt, there are different prescriptions:

LIGHT: dry or damp paper towels, a cloth or sponge.


NORMAL: with a cloth or soft nylon brush, soft soap or washing-up liquid.

HEAVY: Discoloration stains through long exposure to tea, coffee, etc. use home degrease cleaning.

**IMPORTANT:** Please do not cut or chop directly on the worktop surface. Avoid abrasive cleaners, corrosive or aggressive cleaning agents. Kettles, coffee machines, fryers and other heat or damp sources should not be positioned directly on the surface. Do not use top close to heat sources (such as radiator), edge could be damaged. Really dark colours (such as black) make stains and rings more visible to the eye.


Tutti i colori dei materiali e delle finiture illustrate hanno solo valore indicativo in quanto soggetti alle tolleranze dei processi di stampa. Colors of materials and finishes are indicative as they depend on the tolerances of the printing process.

A - STANDARD




0001 ARPA  
Bianco  
White

12 MM  
Cuore nero  
Black heart



0244 ARPA  
Avorio  
Ivory

12 MM  
Cuore nero  
Black heart




0527 ARPA  
Grigio chiaro  
Light grey

12 MM  
Cuore nero  
Black heart



0526 ARPA  
Grigio scuro  
Dark grey

12 MM  
Cuore nero  
Black heart



0509 ARPA  
Nero  
Black

12 MM  
Cuore nero  
Black heart

B - PIETRA & LEGNO. STONE & WOOD.




3276 ARPA  
Fiammato rosso  
Fire flame

12 MM  
Cuore marrone  
Brown heart




3349 ARPA  
Fiammato nero  
Black flame

12 MM  
Cuore nero  
Black heart



3340 ARPA  
Basalto  
Basalt

12 MM  
Cuore nero  
Black heart



3394 ARPA  
Hipster carbon

12 MM  
Cuore marrone  
Brown heart




4587 ARPA  
Rovere Slavonia  
Slavonia oak

12 MM  
Cuore marrone  
Brown heart



4517 ARPA  
Rovere carbone  
Carbon oak

10 MM  
Cuore marrone  
Brown heart




4586 ARPA  
Rovere Texas  
Texas oak

12 MM  
Cuore marrone  
Brown heart



3294 ARPA  
Ruggine  
Rust

10 MM  
Cuore nero  
Black heart



3192 ARPA  
Cemento  
Concrete

12 MM  
Cuore nero  
Black heart

La pulizia dipende dalla macchia/sporco, ci sono diversi metodi:

LEGGERO = panno di carta, straccio o spugna asciutto o umido

NORMALE = con un panno o una spazzola morbida in nylon, sapone delicato o detersivo liquido.

FORTE = Per macchie dovute a lunga esposizione a tea, caffè, ecc. usare sgrassatore domestico

**IMPORTANTE:** Non tagliare o tritare direttamente sulla superficie. Evitare detersivi abrasivi, agenti corrosivi o aggressivi. Non devono essere posizionati sulla superficie bollitori, macchine da caffè, friggitorici e altri oggetti caldi o bagnati. Non usare il piano vicino a fonti di calore (per esempio calorifero), il bordo potrebbe danneggiarsi. Colori molto scuri (come il nero) rendono le macchie e gli aloni maggiormente visibili.

Maintenance depending on the stains/dirt, there are different prescriptions:

LIGHT: dry or damp paper towels, a cloth or sponge.

NORMAL: with a cloth or soft nylon brush, soft soap or washing-up liquid.

HEAVY: Discoloration stains through long exposure to tea, coffee, etc. use home degrease cleaning.

**IMPORTANT:** Please do not cut or chop directly on the worktop surface. Avoid abrasive cleaners, corrosive or aggressive cleaning agents. Kettles, coffee machines, fryers and other heat or damp sources should not be positioned directly on the surface. Do not use top close to heat sources (such as radiator), edge could be damaged. Really dark colours (such as black) make stains and rings more visible to the eye.

Tutti i colori dei materiali e delle finiture illustrate hanno solo valore indicativo in quanto soggetti alle tolleranze dei processi di stampa. Colors of materials and finishes are indicative as they depend on the tolerances of the printing process.

C - MARMO. MARBLE.



6076  
Impero

12 MM  
Cuore nero  
Black heart



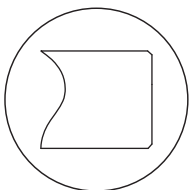
6075  
Palladio

12 MM  
Cuore in tinta  
Same color heart



5547  
Statuario


12 MM  
Cuore in tinta  
Same color heart



**DRITTO. STRAIGHT. PLAT**  
Bordo. Edge. Bord

Spessore / Thickness / Epaisseur

**10/12. mm**



**SVASATO. INCLINED. EVASEE.**  
Bordo. Edge. Bord

Spessore / Thickness / Epaisseur

**10/12. mm**

La pulizia dipende dalla macchia/sporco, ci sono diversi metodi:

LEGGERO = panno di carta, straccio o spugna asciutto o umido

NORMALE = con un panno o una spazzola morbida in nylon, sapone delicato o detersivo liquido.

FORTE = Per macchie dovute a lunga esposizione a tea, caffè, ecc. usare sgrassatore domestico

**IMPORTANTE:** Non tagliare o tritare direttamente sulla superficie. Evitare detersivi abrasivi, agenti corrosivi o aggressivi. Non devono essere posizionati sulla superficie bollitori, macchine da caffè, friggitorici e altri oggetti caldi o bagnati. Non usare il piano vicino a fonti di calore (per esempio calorifero), il bordo potrebbe danneggiarsi. Colori molto scuri (come il nero) rendono le macchie e gli aloni maggiormente visibili.

Maintenance depending on the stains/dirt, there are different prescriptions:

LIGHT: dry or damp paper towels, a cloth or sponge.


NORMAL: with a cloth or soft nylon brush, soft soap or washing-up liquid.

HEAVY: Discoloration stains through long exposure to tea, coffee, etc. use home degrease cleaning.


**IMPORTANT:** Please do not cut or chop directly on the worktop surface. Avoid abrasive cleaners, corrosive or aggressive cleaning agents. Kettles, coffee machines, fryers and other heat or damp sources should not be positioned directly on the surface. Do not use top close to heat sources (such as radiator), edge could be damaged. Really dark colours (such as black) make stains and rings more visible to the eye.

## 30. mm

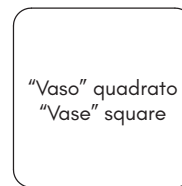
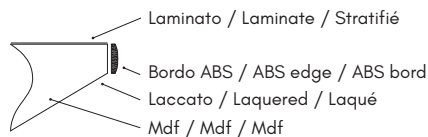
Tutti i colori dei materiali e delle finiture illustrate hanno solo valore indicativo in quanto soggetti alle tolleranze dei processi di stampa.  
Colors of materials and finishes are indicative as they depend on the tolerances of the printing process.



Bianco  
White



Nero  
Black



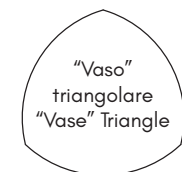
"Vaso" quadrato  
"Vase" square



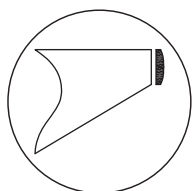
"Vaso" botte  
"Vase" barrel



"Vaso" Rotondo  
"Vase" Round



"Vaso"  
triangolare  
"Vase" Triangle



### ABS Bordo. Edge. Bord

Spessore / Thickness / Epaisseur

## 30. mm

La pulizia dipende dalla macchia/sporco, ci sono diversi metodi:

LEGGERO = panno di carta, straccio o spugna asciutto o umido

NORMALE = con un panno o una spazzola morbida in nylon, sapone delicato o detersivo liquido.

FORTE = Per macchie dovute a lunga esposizione a tea, caffè, ecc. usare sgrassatore domestico

**IMPORTANTE:** Non tagliare o tritare direttamente sulla superficie. Evitare detersivi abrasivi, agenti corrosivi o aggressivi. Non devono essere posizionati sulla superficie bollitori, macchine da caffè, friggitorici e altri oggetti caldi o bagnati. Non usare il piano vicino a fonti di calore (per esempio calorifero), il bordo potrebbe danneggiarsi. Colori molto scuri (come il nero) rendono le macchie e gli aloni maggiormente visibili.

Maintenance depending on the stains/dirt, there are different prescriptions:

LIGHT: dry or damp paper towels, a cloth or sponge.

NORMAL: with a cloth or soft nylon brush, soft soap or washing-up liquid.


HEAVY: Discoloration stains through long exposure to tea, coffee, etc. use home degrease cleaning.

**IMPORTANT:** Please do not cut or chop directly on the worktop surface. Avoid abrasive cleaners, corrosive or aggressive cleaning agents. Kettles, coffee machines, fryers and other heat or damp sources should not be positioned directly on the surface. Do not use top close to heat sources (such as radiator), edge could be damaged. Really dark colours (such as black) make stains and rings more visible to the eye.

40. mm


Tutti i colori dei materiali e delle finiture illustrate hanno solo valore indicativo in quanto soggetti alle tolleranze dei processi di stampa. Colors of materials and finishes are indicative as they depend on the tolerances of the printing process.

LUCIDO / POLISHED / POLI




FORMICA AR PLUS  
F0949

Bianco  
White  
Blanc




FORMICA AR PLUS  
F7927

Grigio chiaro  
Light grey  
Gris clair




FORMICA AR PLUS  
F07912

Antracite  
Dark grey  
Anthracite




FORMICA AR PLUS  
F2253

Nero  
Black  
Noir



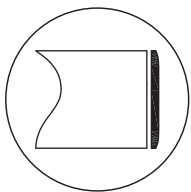

FORMICA AR PLUS  
F1238

Rosso  
Red  
Rouge



FORMICA AR PLUS  
F7851

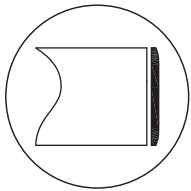
Blu  
Blue  
Bleu



**LEGNO MASSELLO PIATTO**  
**SOLID WOOD / BOIS PLAT**  
**Bordo. Edge. Bord**

Spessore / Thickness / Epaisseur

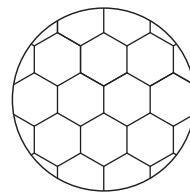
**40. mm**



**ABS OTTONATO SATINATO**  
**SATIN BRASS / LAITON SATINÉ**  
**Bordo. Edge. Bord**

Spessore / Thickness / Epaisseur

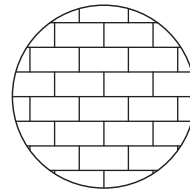
**40. mm**



Piastrelle / Tiles / Tuiles

**Esagonali**  
**Hexagon**  
**Hexagone**

Square / Round tops



Piastrelle / Tiles / Tuiles

**Rettangolari**  
**Rectangular**  
**Rectangulaire**

Square tops

La pulizia dipende dalla macchia/sporco, ci sono diversi metodi:

LEGGERO = panno di carta, straccio o spugna asciutto o umido

NORMALE = con un panno o una spazzola morbida in nylon, sapone delicato o detersivo liquido.

FORTE = Per macchie dovute a lunga esposizione a tea, caffè, ecc. usare sgrassatore domestico

**IMPORTANTE:** Non tagliare o tritare direttamente sulla superficie. Evitare detersivi abrasivi, agenti corrosivi o aggressivi. Non devono essere posizionati sulla superficie bollitori, macchine da caffè, friggitorici e altri oggetti caldi o bagnati. Non usare il piano vicino a fonti di calore (per esempio calorifero), il bordo potrebbe danneggiarsi. Colori molto scuri (come il nero) rendono le macchie e gli aloni maggiormente visibili.

Maintenance depending on the stains/dirt, there are different prescriptions:

LIGHT: dry or damp paper towels, a cloth or sponge.

NORMAL: with a cloth or soft nylon brush, soft soap or washing-up liquid.

HEAVY: Discoloration stains through long exposure to tea, coffee, etc. use home degrease cleaning.

**IMPORTANT:** Please do not cut or chop directly on the worktop surface. Avoid abrasive cleaners, corrosive or aggressive cleaning agents. Kettles, coffee machines, fryers and other heat or damp sources should not be positioned directly on the surface. Do not use top close to heat sources (such as radiator), edge could be damaged. Really dark colours (such as black) make stains and rings more visible to the eye.

Tutti i colori dei materiali e delle finiture illustrate hanno solo valore indicativo in quanto soggetti alle tolleranze dei processi di stampa. Colors of materials and finishes are indicative as they depend on the tolerances of the printing process.



Tinto naturale  
 Natural painted  
 Teint naturel



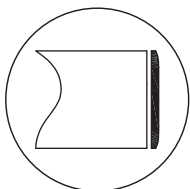
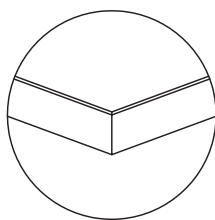
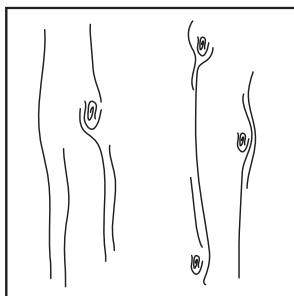
Tinto grigio  
 Grey painted  
 Teint gris



Tinto noce  
 Walnut painted  
 Teint noyer

Piano listellato rovere tinto.  
 Bordo piatto legno massello.

Painted oak top with knots.  
 Plat solid wood edge.



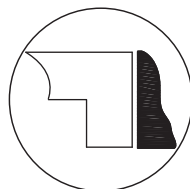
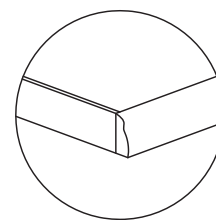
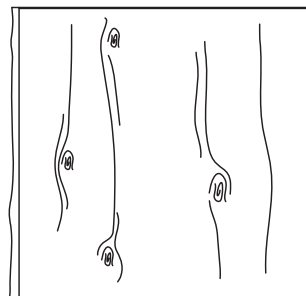
**LEGNO MASSELLO PIATTO**  
**SOLID WOOD / BOIS PLAT**  
**Bordo. Edge. Bord**

Spessore / Thickness / Epaisseur

**40. mm**

Piano listellato rovere tinto.  
 2 Lati corti: Bordo piatto legno massello  
 2 Lati lunghi: Bordo corteccia irregolare

Painted oak top with knots.  
 - 2 Short sides: Plat solid wood edge  
 - 2 Long sides: Irregular bark edge



**CORTECCIA IRREGOLARE**  
**IRREGULAR BARK / ECORCE IRREGULIERE**  
**Bordo. Edge. Bord**

Spessore / Thickness / Epaisseur

**40. mm**

La pulizia dipende dalla macchia/sporco, ci sono diversi metodi:

LEGGERO = panno di carta, straccio o spugna asciutto o umido

NORMALE = con un panno o una spazzola morbida in nylon, sapone delicato o detersivo liquido.

FORTE = Per macchie dovute a lunga esposizione a tea, caffè, ecc. usare sgrassatore domestico

**IMPORTANTE:** Non tagliare o tritare direttamente sulla superficie. Evitare detersivi abrasivi, agenti corrosivi o aggressivi. Non devono essere posizionati sulla superficie bollitori, macchine da caffè, friggitorici e altri oggetti caldi o bagnati. Non usare il piano vicino a fonti di calore (per esempio calorifero), il bordo potrebbe danneggiarsi. Colori molto scuri (come il nero) rendono le macchie e gli aloni maggiormente visibili.

Maintenance depending on the stains/dirt, there are different prescriptions:

LIGHT: dry or damp paper towels, a cloth or sponge.

NORMAL: with a cloth or soft nylon brush, soft soap or washing-up liquid.

HEAVY: Discoloration stains through long exposure to tea, coffee, etc. use home degrease cleaning.

**IMPORTANT:** Please do not cut or chop directly on the worktop surface. Avoid abrasive cleaners, corrosive or aggressive cleaning agents. Kettles, coffee machines, fryers and other heat or damp sources should not be positioned directly on the surface. Do not use top close to heat sources (such as radiator), edge could be damaged. Really dark colours (such as black) make stains and rings more visible to the eye.

40. mm

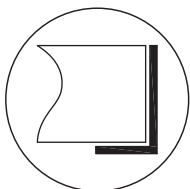

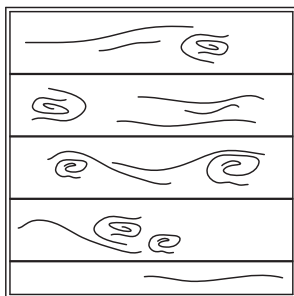
Tutti i colori dei materiali e delle finiture illustrate hanno solo valore indicativo in quanto soggetti alle tolleranze dei processi di stampa. Colors of materials and finishes are indicative as they depend on the tolerances of the printing process.



Tinto grigio  
Grey painted  
Teint gris



Tinto noce  
Walnut painted  
Teint noyer



**FERRO TINTO GREZZO**  
**STEEL PAINTED RAW / FER TEINT RAW**  
**Bordo. Edge. Bord**

Spessore / Thickness / Epaisseur

**40. mm**

La pulizia dipende dalla macchia/sporco, ci sono diversi metodi:

LEGGERO = panno di carta, straccio o spugna asciutto o umido

NORMALE = con un panno o una spazzola morbida in nylon, sapone delicato o detersivo liquido.

FORTE = Per macchie dovute a lunga esposizione a tea, caffè, ecc. usare sgrassatore domestico

**IMPORTANTE:** Non tagliare o tritare direttamente sulla superficie. Evitare detersivi abrasivi, agenti corrosivi o aggressivi. Non devono essere posizionati sulla superficie bollitori, macchine da caffè, friggitorici e altri oggetti caldi o bagnati. Non usare il piano vicino a fonti di calore (per esempio calorifero), il bordo potrebbe danneggiarsi. Colori molto scuri (come il nero) rendono le macchie e gli aloni maggiormente visibili.

Maintenance depending on the stains/dirt, there are different prescriptions:


LIGHT: dry or damp paper towels, a cloth or sponge.

NORMAL: with a cloth or soft nylon brush, soft soap or washing-up liquid.

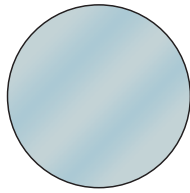
HEAVY: Discoloration stains through long exposure to tea, coffee, etc. use home degrease cleaning.

**IMPORTANT:** Please do not cut or chop directly on the worktop surface. Avoid abrasive cleaners, corrosive or aggressive cleaning agents. Kettles, coffee machines, fryers and other heat or damp sources should not be positioned directly on the surface. Do not use top close to heat sources (such as radiator), edge could be damaged. Really dark colours (such as black) make stains and rings more visible to the eye.

Tutti i colori dei materiali e delle finiture illustrate hanno solo valore indicativo in quanto soggetti alle tolleranze dei processi di stampa. Colors of materials and finishes are indicative as they depend on the tolerances of the printing process.



Trasparente  
Transparent  
Transparent



Satinato  
Satin  
Satin

La pulizia dipende dalla macchia/sporco, ci sono diversi metodi:

LEGGERO = panno di carta, straccio o spugna asciutto o umido

NORMALE = con un panno o una spazzola morbida in nylon, sapone delicato o detersivo liquido.

FORTE = Per macchie dovute a lunga esposizione a tea, caffè, ecc. usare sgrassatore domestico

**IMPORTANTE:** Non tagliare o tritare direttamente sulla superficie. Evitare detersivi abrasivi, agenti corrosivi o aggressivi. Non devono essere posizionati sulla superficie bollitori, macchine da caffè, friggitorici e altri oggetti caldi o bagnati. Non usare il piano vicino a fonti di calore (per esempio calorifero), il bordo potrebbe danneggiarsi. Colori molto scuri (come il nero) rendono le macchie e gli aloni maggiormente visibili.

Maintenance depending on the stains/dirt, there are different prescriptions:

LIGHT: dry or damp paper towels, a cloth or sponge.

NORMAL: with a cloth or soft nylon brush, soft soap or washing-up liquid.

HEAVY: Discoloration stains through long exposure to tea, coffee, etc. use home degrease cleaning.

**IMPORTANT:** Please do not cut or chop directly on the worktop surface. Avoid abrasive cleaners, corrosive or aggressive cleaning agents. Kettles, coffee machines, fryers and other heat or damp sources should not be positioned directly on the surface. Do not use top close to heat sources (such as radiator), edge could be damaged. Really dark colours (such as black) make stains and rings more visible to the eye.



Tutti i colori dei materiali e delle finiture illustrate hanno solo valore indicativo in quanto soggetti alle tolleranze dei processi di stampa. Colors of materials and finishes are indicative as they depend on the tolerances of the printing process.




**ABS**

LAMINATO. LAMINATE. STRATIFIE.  
MELAMINICO. MELAMINE. MELAMINE.



**PVC**

LAMINATO. LAMINATE. STRATIFIE.  
MELAMINICO. MELAMINE. MELAMINE.



**ABS**

"VASO" LAMINATO. LAMINATE. STRATIFIE.



**HPL. STRAIGHT**

DRITTO. STRAIGHT. PLAT



**HPL. INCLINED**

SVASATO. INCLINED. EVASEE.



**GLASS**

VETRO. GLASS. VERRE.

La pulizia dipende dalla macchia/sporco, ci sono diversi metodi:

LEGGERO = panno di carta, straccio o spugna asciutto o umido

NORMALE = con un panno o una spazzola morbida in nylon, sapone delicato o detersivo liquido.

FORTE = Per macchie dovute a lunga esposizione a tea, caffè, ecc. usare sgrassatore domestico

**IMPORTANTE:** Non tagliare o tritare direttamente sulla superficie. Evitare detersivi abrasivi, agenti corrosivi o aggressivi. Non devono essere posizionati sulla superficie bollitori, macchine da caffè, friggitorici e altri oggetti caldi o bagnati. Non usare il piano vicino a fonti di calore (per esempio calorifero), il bordo potrebbe danneggiarsi. Colori molto scuri (come il nero) rendono le macchie e gli aloni maggiormente visibili.

Maintenance depending on the stains/dirt, there are different prescriptions:


LIGHT: dry or damp paper towels, a cloth or sponge.

NORMAL: with a cloth or soft nylon brush, soft soap or washing-up liquid.

HEAVY: Discoloration stains through long exposure to tea, coffee, etc. use home degrease cleaning.

**IMPORTANT:** Please do not cut or chop directly on the worktop surface. Avoid abrasive cleaners, corrosive or aggressive cleaning agents. Kettles, coffee machines, fryers and other heat or damp sources should not be positioned directly on the surface. Do not use top close to heat sources (such as radiator), edge could be damaged. Really dark colours (such as black) make stains and rings more visible to the eye.

**GREEN PHILOSOPHY.**



# GREEN PHILOSOPHY.

**Corbetta Salvatore** da sessant'anni produce sedie, tavoli ed arredi per il mondo contract.

La sostenibilità ambientale per l'azienda è un valore importante che condiziona ogni aspetto della filiera gestionale e produttiva fin dalla progettazione del prodotto.

Particolare attenzione ai materiali utilizzati, alla riduzione del consumo di materie prime e alla razionalizzazione delle risorse, al riutilizzo e riciclo degli scarti e al controllo delle emissioni.

Attraverso un costante controllo ed un continuo aggiornamento delle macchine produttive ed energetiche si cerca di ottimizzare consumi e scarti dell'attività produttiva al meglio, rispettando le normative vigenti con un monitoraggio costante volto all'ottimizzazione di ogni risorsa utilizzata.

Tutta la filiera produttiva, dalla progettazione alla realizzazione del prodotto, viene monitorata costantemente. Importantissimi sono gli aspetti della riduzione degli scarti produttivi, lo studio degli imballi in modo che siano facilmente riciclabili e la minimizzazione dell'impatto ambientale della movimentazione/trasporto dei prodotti.

Il personale viene formato ed aggiornato in modo che sia parte integrante e consapevole delle politiche ecologiche interne, per contribuire in modo attivo al miglioramento del bilancio ecologico dell'azienda.

## PROGETTAZIONE

Ogni prodotto è progettato perché sia il più sostenibile possibile a livello ambientale. Dalla scelta dei materiali che devono essere riciclabili, alla forma che deve consentirne una suddivisione delle varie tipologie di materiale mediante disassemblaggio del prodotto. Questo consente di abbattere il più possibile l'impatto del prodotto nell'ambiente alla fine della sua vita e consentirne un facile riciclo.

## METALLI

Una parte fondamentale della produzione della Corbetta Salvatore riguarda i metalli, prevalentemente acciaio, acciaio INOX ed alluminio. Le lavorazioni riguardano principalmente tubolari che vengono tagliati, curvati e saldati internamente. In questa fase gli scarti metallici vengono stoccati in azienda all'interno di appositi contenitori che sono ritirati periodicamente da aziende specializzate il cui compito è smaltirli secondo le normative vigenti. Successivamente il materiale lavorato viene inviato esternamente a fornitori selezionati che si occupano principalmente di cromare o verniciare (verniciatura a polvere) i componenti.

## PLASTICA

Corbetta Salvatore produce internamente grande parte dei componenti in plastica presenti nei suoi prodotti mediante stampaggio ad iniezione. Per far ciò vengono utilizzati tecnopolimeri altamente riciclabili (100%) acquistati interamente all'interno della comunità europea e rispettosi delle normative vigenti. Nessun additivo chimico pericoloso per l'ambiente viene utilizzato nel processo di produzione. Eventuali scarti vengono riutilizzati oppure, in caso non sia possibile, stoccati in appositi contenitori ed in seguito smaltiti mediante aziende specializzate che ritirano il prodotto e si occupano dello smaltimento secondo le normative vigenti.

## LEGNO

Gli articoli / componenti in legno sono prodotti nel rispetto delle normative europee per quanto riguarda l'emissione di formaldeide. Corbetta Salvatore utilizza materia prima proveniente solo da filiere certificate. Gli scarti vengono stoccati in appositi contenitori ed in seguito smaltiti mediante aziende specializzate che ritirano il prodotto e si occupano dello smaltimento secondo le normative vigenti.

## TESSUTO

La gamma di tessuti e pelli utilizzate in Corbetta Salvatore sono tutti non tossici e non allergizzanti. Gli scarti vengono separati, raccolti in appositi contenitori e smaltiti da aziende competenti e specializzate.

## PACKAGING

Gli imballi sono studiati e realizzati con materiali riciclabili come carta e cartone. L'ottimizzazione degli imballaggi è volta ad ottenere una massima resa di trasporto dei prodotti in modo che gli inquinanti emessi durante la movimentazione siano minimizzati il più possibile.

**Corbetta Salvatore** has been producing chairs, tables and furniture for the contract market for 60 years.

Environmental sustainability is an important value from which product design, management and production depend.

We focus our attention to the use of materials, we try to reduce the raw materials consumption, to rationalize the resources, to re-use and recycle waste and last but not least to control emission.

In accordance with legislation, daily control as well as ongoing update of the productive and energetic machinery allow optimizing materials consumption and waste.

We take particular care of production waste; the packaging is studied to be easily recycled and the products are moved and transported in order to have less environmental impact.

The personnel is constantly trained and informed about our environmental policy in order to be conscious of our green vision and to be an active part in the environmental program.

## DESIGN

Every product is designed to be environmental sustainable. The materials must be recyclable and the shape must permit the product to be assembled/disassembled. This leads to postpone the end of life and permits an easy recycle.

## METAL

An important part of Corbetta Salvatore's production focuses on metal: steel, stainless steel and aluminum.

The tubulars are cut, curved and welded. During this process the waste is collected and stocked in dedicated box that are periodically picked up by specialized companies for the correct disposal according to the legislation. The tubulars are delivered to external service providers to be chromed or painted (powder paint).

## PLASTIC

Corbetta Salvatore produces the majority of plastic components presented in its products by mold injection.

High-recyclable techno polymers (100%) brought within the European Community in accordance with the current legislation are used to produce the plastic items.

No chemical additive is used in the production process. Wastes are re-used or, in case this is impossible, they are stocked in dedicated boxes and picked up by specialized companies for the correct disposal according to the legislation.

## WOOD

The wood items/ components are produced according to the European Legislation for what concerns the formaldehyde emission. Corbetta Salvatore uses raw material coming only from certified sources. Wastes are stocked in dedicated boxes and picked up by specialized companies for the correct disposal according to the legislation.

## FABRIC

Corbetta Salvatore uses non-toxic and non-allergenic fabric and leather. Wastes are separated, collected in dedicated boxes and picked up by specialized companies for the correct disposal according to the legislation.

## PACKAGING

Packaging is studied and realized by recycle materials such as paper and cardboard. The packaging optimization leads to transport optimization with less emission in the environment.

## CONDIZIONI DI VENDITA

### ORDINI

Gli ordini, in qualsiasi forma vengano effettuati, hanno efficacia di proposta irrevocabile. La fornitrice ha facoltà di accettare l'ordine anche mediante la mera esecuzione dello stesso.

\* Resa merce: Franco Fabbrica.

\* I prezzi a listino sono espressi in euro (IVA esclusa)

### GARANZIA

La merce viaggia a rischio del committente. Il cliente decade dal diritto alla garanzia se non ci denuncia per iscritto i vizi della merce entro otto giorni solari dal ricevimento della fornitura. Il cliente avrà l'onere di eseguire i necessari controlli, prove e verifiche in modo da poter effettuare l'eventuale denuncia di vizi o difetti nel termine predetto e comunque prima di disporre della merce. Il cliente ci riterrà indenni da ogni responsabilità per danni materiali o fisici che suoi dipendenti o terzi dovessero subire da nostri prodotti o da contenitori della nostra merce comunque messi in circolazione dal cliente e/o da suoi aventi causa. Questa garanzia è limitata esclusivamente alla sostituzione gratuita della merce da noi riconosciuta affetta da vizi o difetti, previa verifica degli stessi da parte di nostri tecnici, senza alcun altro compenso o risarcimento, che rimangono tassativamente esclusi. La presente garanzia è l'unica che assiste la nostra merce.

### CONSEGNA

La data di consegna è sempre indicativa salvo nostre specifiche. Ritardi nelle consegne, per qualsiasi causa, non danno diritto al risarcimento di danni diretti e indiretti e ad annullamento di ordinazioni per quanto già approntato ed eseguito.

### PAGAMENTO

L'azienda, in caso di pagamento dilazionato, rilascia la merce in regime di riserva di proprietà sino al giorno del saldo completo della fattura da parte del cliente, in caso di insolvenza l'azienda potrà provvedere al ritiro della merce. Il pagamento deve essere fatto presso la nostra sede entro i termini pattuiti. I pagamenti non possono essere sospesi o ritardati, neppure in parte e per nessuna ragione. Il ritardo oltre i termini convenuti ci autorizza a gravare l'importo dovuto degli interessi moratori, calcolati nella misura dei 4 punti oltre il prime rate bancario in vigore al momento del ritardo. Il ritardo provocherà l'immediato addebito di sconti cassa precedentemente concessi relativamente all'importo dovuto, salva la nostra facoltà di ritenere risolto il contratto indipendentemente dall'importanza dell'inadempimento ed ogni altro nostro diritto.

### TRASPORTO

Reclami riguardanti le merci saranno valutati solo se esposti entro 7 gg dal ricevimento della merce. La merce viaggia sempre a rischio e pericolo del committente anche se ne è stata convenuta la resa franco destino e se la medesima è stata caricata su nostri automezzi o se è stata affidata a vettori o spedizionieri diversi da quelli indicati dal cliente. Qualora la merce pervenga con imballo danneggiato, questi sarà tenuto a far verbalizzare da chi effettua la consegna le eventuali avarie, deficienze o manomissioni subite dall'imballo e dalla merce stessa al momento della consegna. La merce trattenuta nei nostri magazzini per ritardo nel ritiro o differimento nella consegna per fatto del cliente, ci autorizza a nostra scelta, alla spedizione o alla custodia a rischio e spese del cliente, riservandoci la fatturazione. Quando la consegna della merce debba effettuarsi contro riscossione del relativo valore, ovvero "Contrassegno" il cliente dovrà provvedere al pagamento dell'importo dovuto prima dello scarico fisico della nostra merce presso il suo magazzino o il carico della stessa su automezzo di sua proprietà.

### RESI

La merce che per cause dovute a difetti di fabbricazione e che rientra nei termini di garanzia, potrà essere resa in porto franco, dopo l'approvazione scritta del nostro personale, e corredata dall'apposita documentazione. Il magazzino respingerà qualsiasi invio non conforme alle norme.

### COMPETENZE

Per ogni controversia è competente il foro di Lecco, Italia.

### MODIFICHE

La Corbetta Salvatore srl si riserva il diritto di apportare modifiche e variazioni agli articoli illustrati (es. pesi, dimensioni, colori, confezioni e confezionamenti...) senza alcun preavviso dovuti a necessità industriali o volte al miglioramento della qualità dei prodotti. Per qualsiasi informazione di ordine tecnico e commerciale l'azienda è sempre disponibile ai recapiti indicati.

## NOTE E RACCOMANDAZIONI

**La Corbetta Salvatore Srl declina ogni responsabilità per usi non corretti e non conformi del prodotto.**

\* Non utilizzare sostanze detergenti o solventi troppo aggressivi per la pulizia dei prodotti. Pulire con acqua.

\* Non apportare modifiche o effettuare riparazioni del prodotto senza previa approvazione da parte dell'azienda, potrebbero alterare l'integrità, funzionalità e, in casi estremi, la sicurezza dello stesso.

\* Spostare i basamenti con cura, alzarli non trascinarli!

\* Comunicare se il materiale dovrà essere utilizzato in zone climatiche particolari (mare o montagna) o sottoposto a forti stress

(Es. Scarponi da sci) in modo che l'azienda predisponga o suggerisca il prodotto più idoneo per l'uso che deve andare a soddisfare.

\* La Corbetta Salvatore Srl non fornisce le viti per il fissaggio dei piani nel caso che vengano ordinate solo le basi del tavolo.

## TERMS AND CONDITION OF SALE

### ORDERS

Orders, in whatever form they are made, have the effect of an irrevocable offer. The supplier may accept the order also by the mere execution thereof.

\* Delivery of merchandise: Ex Works.

\* The list prices are in Euro (excluding VAT)

### WARRANTY

The goods transportation is at the buyer's risk. The customer loses the right to the warranty if he fails to issue a formal written report of defective merchandise within eight calendar days of receiving the supply. The customer will be required to carry out the necessary checks, tests and inspections to enable him to submit said formal report of defects or flaws, as necessary, by the aforementioned deadline and, in any case, prior to making arrangements for the merchandise. The customer indemnifies us against any liability for material or physical loss or damage which may be suffered by its employees or by third parties from our products or from containers of our merchandise put into circulation by the customer and/or his assigns. This warranty is limited exclusively to the free substitution of merchandise acknowledged by us to be affected by faults or flaws, after the existence thereof has been verified by our technicians, and any other payment or compensation shall be strictly excluded. This guarantee is the sole guarantee which applies to our merchandise.

### DELIVERY

The delivery date is always intended as a guide only and subject to our specifications. Delays in delivery, for whatever reason, will grant no entitlement to compensation for direct or indirect loss or to the cancellation of orders that have been already prepared and executed.

### PAYMENT

In the event of delayed payment, the company will issue the merchandise subject to retention of title until the date of payment by the customer of the full invoice balance, and in the event of insolvency the company may withdraw the merchandise. Payment must be made at our headquarters by the agreed deadline. Payments may not be suspended or delayed, even in part or for any reason. Delay beyond agreed deadlines will authorise us to apply default interest to the amount due, calculated at 4 points over the bank prime rate in effect at the time of the delay. The delay will lead to the immediate debiting of cash discounts previously granted on the amount due, without prejudice to our entitlement to deem the contract terminated irrespective of the seriousness of the default and without prejudice to any other right held by us.

### RETURNS

Merchandise subject to manufacturing defects within guarantee may be returned carriage paid, subject to the written approval of our personnel and accompanied by the appropriate documentation. The warehouse will not accept any returns that fail to comply with applicable rules.

### 000 TRANSPORTATION

Complaints relating to the merchandise will be assessed only if submitted within 7 days of the receipt thereof. Merchandise always travels at the buyer's risk even if delivery carriage paid has been agreed, also if said merchandise has been loaded onto our vehicles, or if this has been entrusted to carriers or shippers other than those indicated by the customer. If the merchandise arrives with damaged packaging, the customer shall ensure that the person making the delivery duly records any damage, shortcomings or tampering with the packaging and with the merchandise itself at the time of delivery. If merchandise is kept in our warehouses as a result of delay in withdrawal or postponement of the delivery for reasons attributable to the customer, this shall entitle us - at our discretion - to make the delivery ourselves or to hold the merchandise at the customer's risk, reserving the right to issue the appropriate invoice. If the delivery of the merchandise is made on a cash on delivery (COD) basis, the customer must pay the amount due prior to the physical unloading of our merchandise at his warehouse or the loading thereof onto the vehicles of said customer.

### 000 JURISDICTION

The Court of Lecco, Italy, shall have exclusive jurisdiction in relation to any disputes arising between the parties.

### 000 CHANGES

Corbetta Salvatore S.r.l. reserves the right, without advance notice, to make changes and variations to the articles described (e.g. weight, dimensions, colours, packaging...), based on industrial requirements or in order to improve product quality. The company may be contacted at any time for any technical and commercial information sought, using the contact details provided.

### NOTES AND RECOMMENDATIONS

#### **Corbetta Salvatore S.r.l. shall not be liable for the improper and irregular use of the product.**

- \* Do not use overly-aggressive detergents or solvents to clean the products. Clean with water.
- \* Do not make changes or repairs to the product without prior approval by the company, as these could impair the integrity, functionality and, in extreme cases, the safety of said product.
- \* Move the bases with care.
- \* Please notify whether the material is to be used in particular climatic zones (marine or mountain) or subject to significant stress (e.g. ski boots), so that the company can make available or suggest a more suitable product for the use in question.
- \* Corbetta Salvatore S.r.l. does not provide screws for fastening table tops where the table bases only are ordered.

### CONDITIONS DE VENTE

#### 000 COMMANDES

Les commandes, indépendamment de la forme sous laquelle elles se présentent, ont une valeur de proposition irrévocable. Le fournisseur a la faculté d'accepter la commande au moyen de l'exécution pure et simple de cette dernière.

- \* Retour marchandise : départ usine.
- \* Les prix au catalogue sont libellés en euros (TVA exclusion)

#### 000 GARANTIE

La marchandise voyage aux risques et périls du commettant ; le client perd son droit à la garantie s'il ne nous signale pas par écrit les défauts de la marchandise dans un délai de huit jours solaires à compter de la réception de la fourniture. Le client devra effectuer les contrôles, essais et vérifications qui s'imposent de façon à pouvoir effectuer tout éventuel signalement de vices ou de défauts dans le délai susmentionné et toujours avant de disposer de la marchandise. Le client nous dégagera de toute responsabilité face à des dommages matériels ou physiques que son personnel ou des tiers pourraient subir du fait de nos produits ou conteneurs de notre marchandise mis en circulation par le client et/ou par ses ayants cause. Cette garantie se limite exclusivement au remplacement gratuit de la marchandise que nous reconnaissons comme étant affectée par des vices ou des défauts, après vérification de ces derniers par nos techniciens, sans aucune autre compensation ou dédommagement qui demeurent donc impérativement exclus. La présente garantie est la seule qui assiste notre marchandise.

#### 000 LIVRAISON

La date de livraison est toujours fournie à titre indicatif, sous réserve de spécifications de notre part. Des retards dans les livraisons, quelle qu'en soit la raison, ne donnent ni droit au remboursement de dommages directs ou indirects ni à l'annulation de commandes déjà préparées et effectuées.

#### 000 PAIEMENT

En cas de paiement échelonné, l'entreprise délivre la marchandise à titre de réserve de propriété jusqu'au jour du solde intégral de la facture par le client ; en cas d'insolvabilité, l'entreprise pourra procéder au retrait de la marchandise. Le paiement doit avoir lieu dans notre siège et selon les délais concordés. Les paiements ne peuvent pas être suspendus ou retardés, pas même partiellement et pour aucune raison. Tout retard, à savoir tout paiement dépassant les délais convenus, nous autorise à charger le montant à devoir des intérêts moratoires, calculés dans la mesure des 4 points supérieurs au taux de base bancaire en vigueur au moment du retard. Tout retard provoquera le débit immédiat des escomptes de caisse préalablement accordés relativement au montant dû, sous réserve de notre faculté de considérer le contrat comme étant résilié indépendamment de l'importance de l'inaccomplissement et tout autre droit nous revenant.

#### 000 TRANSPORT

Les réclamations inhérentes aux marchandises ne seront évaluées que si elles sont présentées dans un délai de 7 jours à compter de la réception de la marchandise ; la marchandise voyage toujours aux risques et périls du commettant même si le retour franco rendu au point de destination en a été convenu et que cette dernière a été chargée sur nos véhicules de transport ou confiée à des expéditeurs ou courtiers autres que ceux indiqués par le client. Si la marchandise parvient dans un emballage endommagé, le client devra faire verbaliser par la personne qui effectue la livraison les éventuelles avaries, carences ou altérations subies par l'emballage et par ladite marchandise au moment de la livraison. La marchandise retenue dans nos magasins du fait d'un retard dans son retrait ou d'un report dans la livraison à cause du client nous autorise, à notre gré, à son expédition ou à son dépôt aux risques et aux frais du client et à en facturer le montant. Lorsque la livraison de la marchandise doit avoir lieu contre l'encaissement de sa valeur correspondante, c'est-à-dire contre-remboursement, le client devra régler le montant dû avant le déchargement physique de notre marchandise dans son magasin ou son chargement sur un véhicule lui appartenant.

#### 000 RETOURS

Pour des raisons dues à des défauts de fabrication, la marchandise, conforme aux termes de la garantie, pourra être rendue franco de port, après approbation écrite de notre personnel et accompagnée de la documentation prévue à cet effet. Le magasin repoussera tout envoi non conforme aux normes.

#### 000 COMPÉTENCES

Face à tout litige, le tribunal de Lecco, en Italie, sera compétent.

#### 000 MODIFICATIONS

La société Corbetta Salvatore srl se réserve le droit d'apporter des modifications et des variations aux articles illustrés (ex. poids, dimensions, couleurs, emballages et conditionnements...) sans aucun préavis du fait de nécessités industrielles ou dans le but d'améliorer la qualité des produits. Pour toute information d'ordre technique et commercial, l'entreprise est toujours disponible aux adresses indiquées.

### NOTES ET RECOMMANDATIONS

#### **La société Corbetta Salvatore Srl décline toute responsabilité face à des emplois non corrects et non conformes du produit.**

- \* Ne pas utiliser de substances détergentes ou de solvants trop agressifs pour nettoyer les produits. Nettoyer à l'eau.
- \* Ne pas apporter de modifications et ne pas effectuer de réparations au produit sans l'approbation préalable de l'entreprise car cela pourrait en altérer l'intégrité, la fonctionnalité et, dans des cas extrêmes, la sécurité.
- \* Déplacer les bases avec soin.
- \* Ne pas oublier de communiquer si le matériel devra être utilisé dans des régions climatiques particulières (mer ou montagne) ou s'il est soumis à de fortes tensions (ex. chaussures de ski) de sorte que l'entreprise prépare ou propose le produit le plus indiqué pour l'utilisation à laquelle il est destiné.
- \* La société Corbetta Salvatore Srl ne fournit pas les vis pour la fixation des supports si seules les bases de la table sont commandées.







CORBETTA SALVATORE

Viale Lombardia, 18 - 23847 - Molteno (LC) - ITALY  
Tel. 031/850575 - Fax 031/875218  
[info@corbettasalvatore.com](mailto:info@corbettasalvatore.com)  
[www.corbettasalvatore.com](http://www.corbettasalvatore.com)